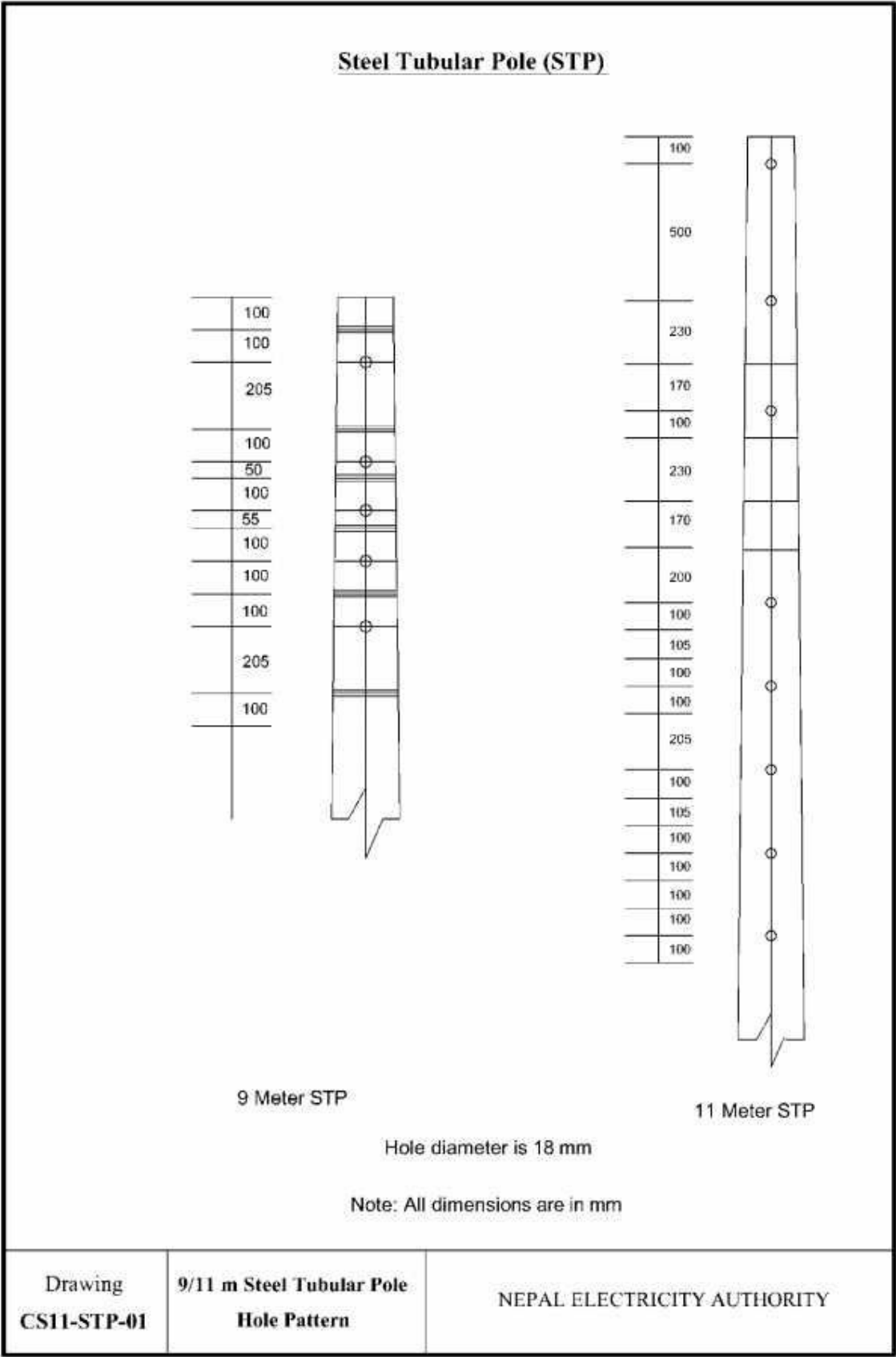
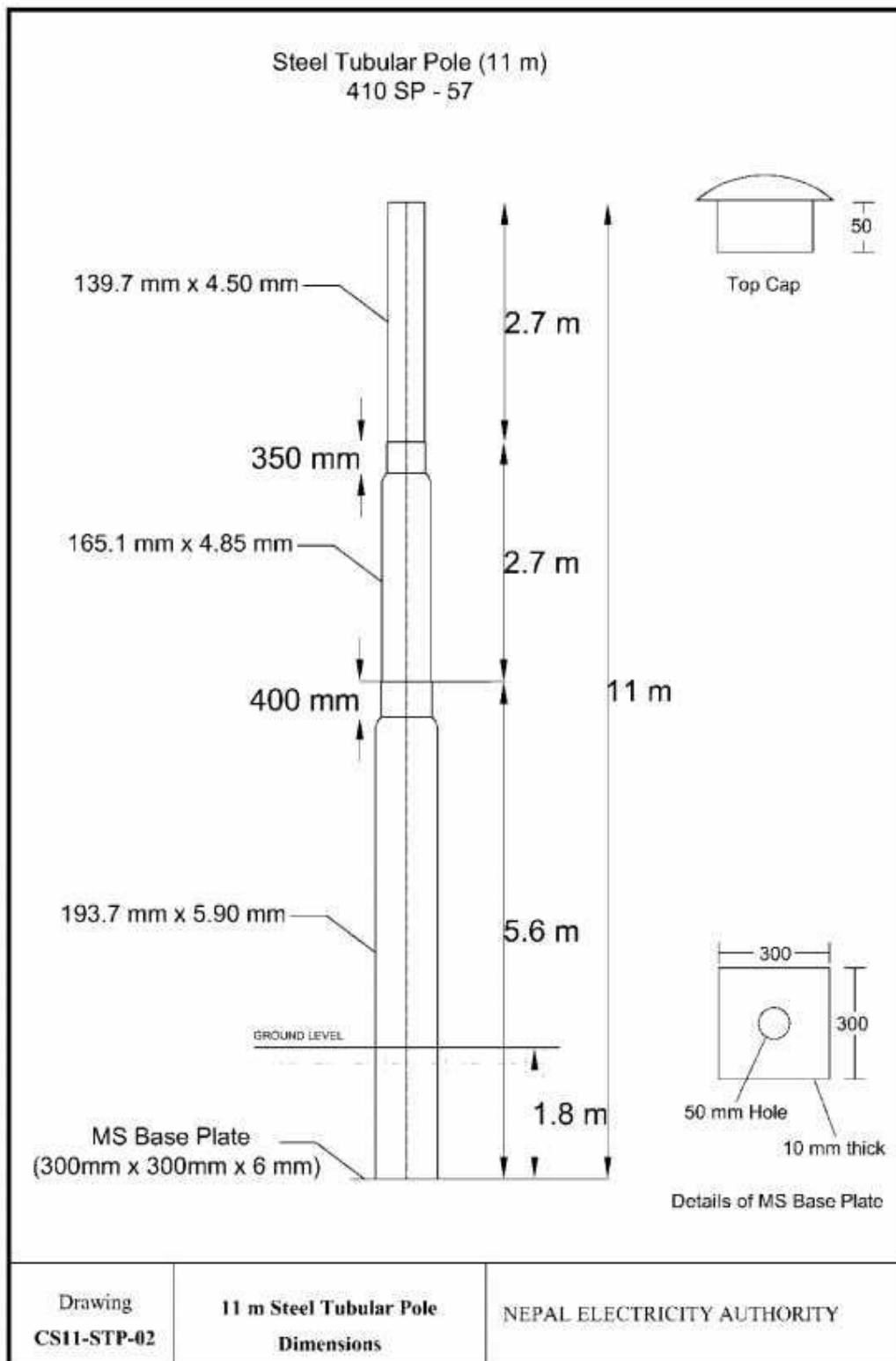
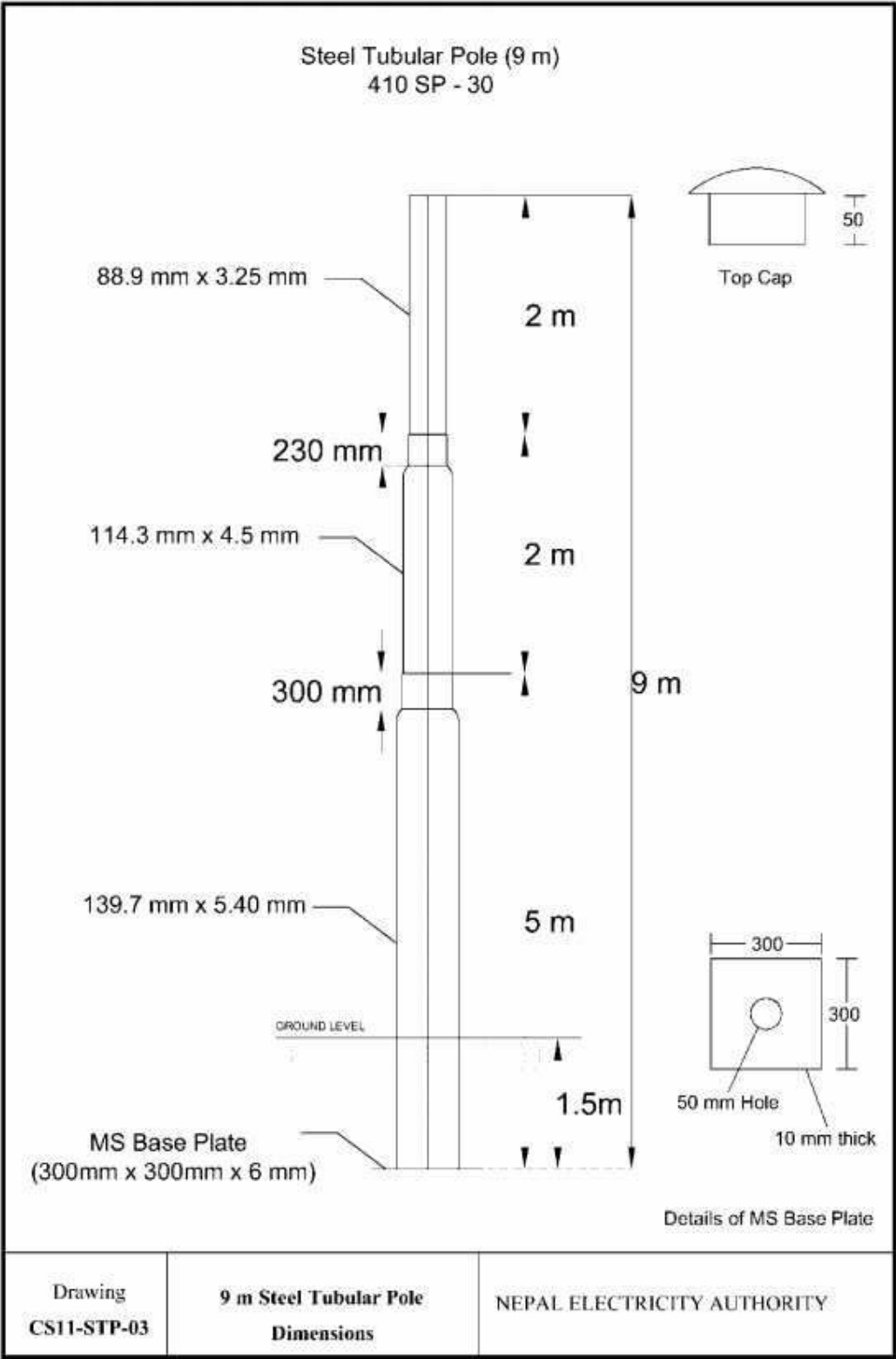


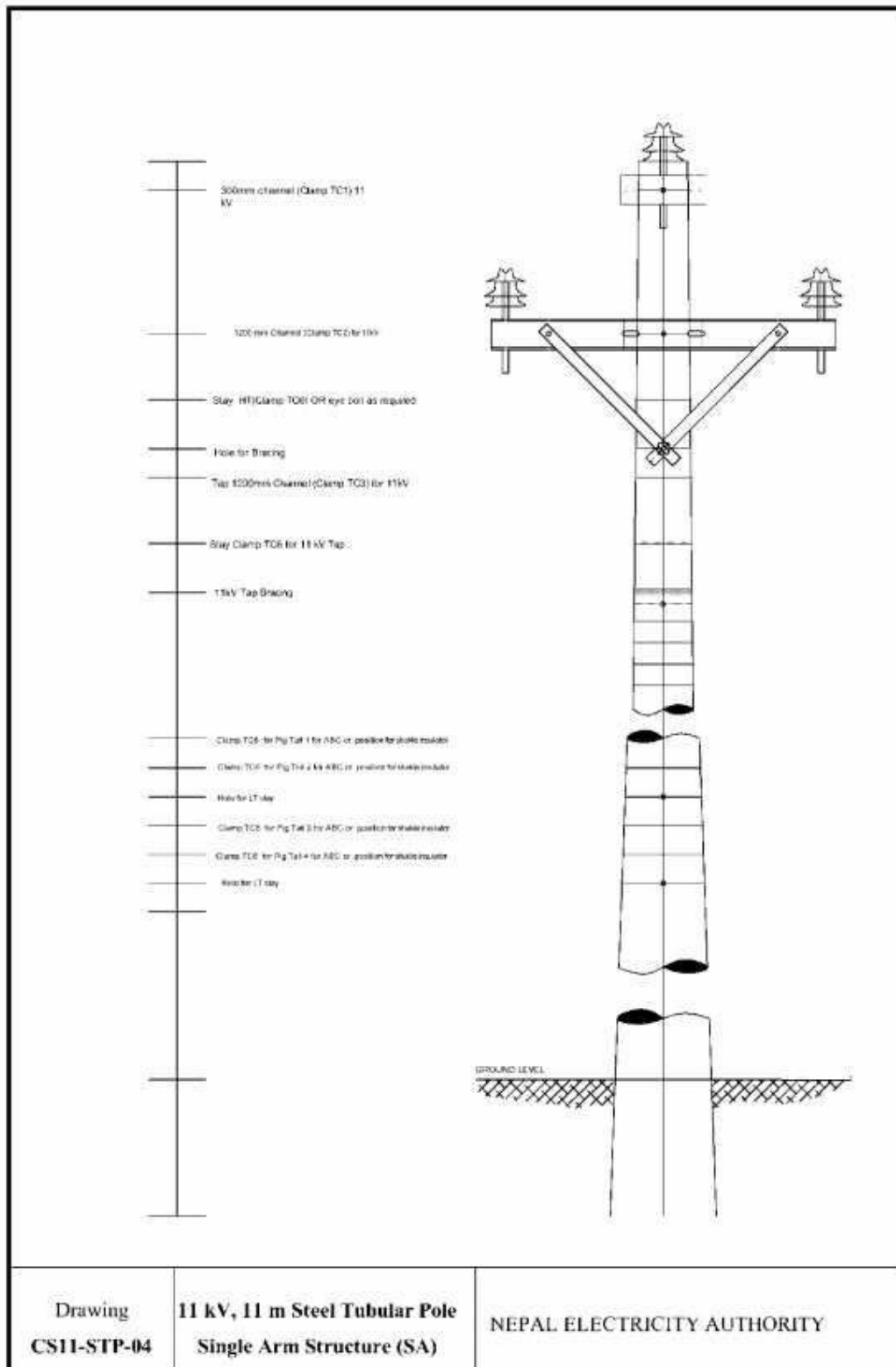
Section VI-D

**CONSTRUCTION STANDARD DRAWINGS AND
MATERIAL LISTS**





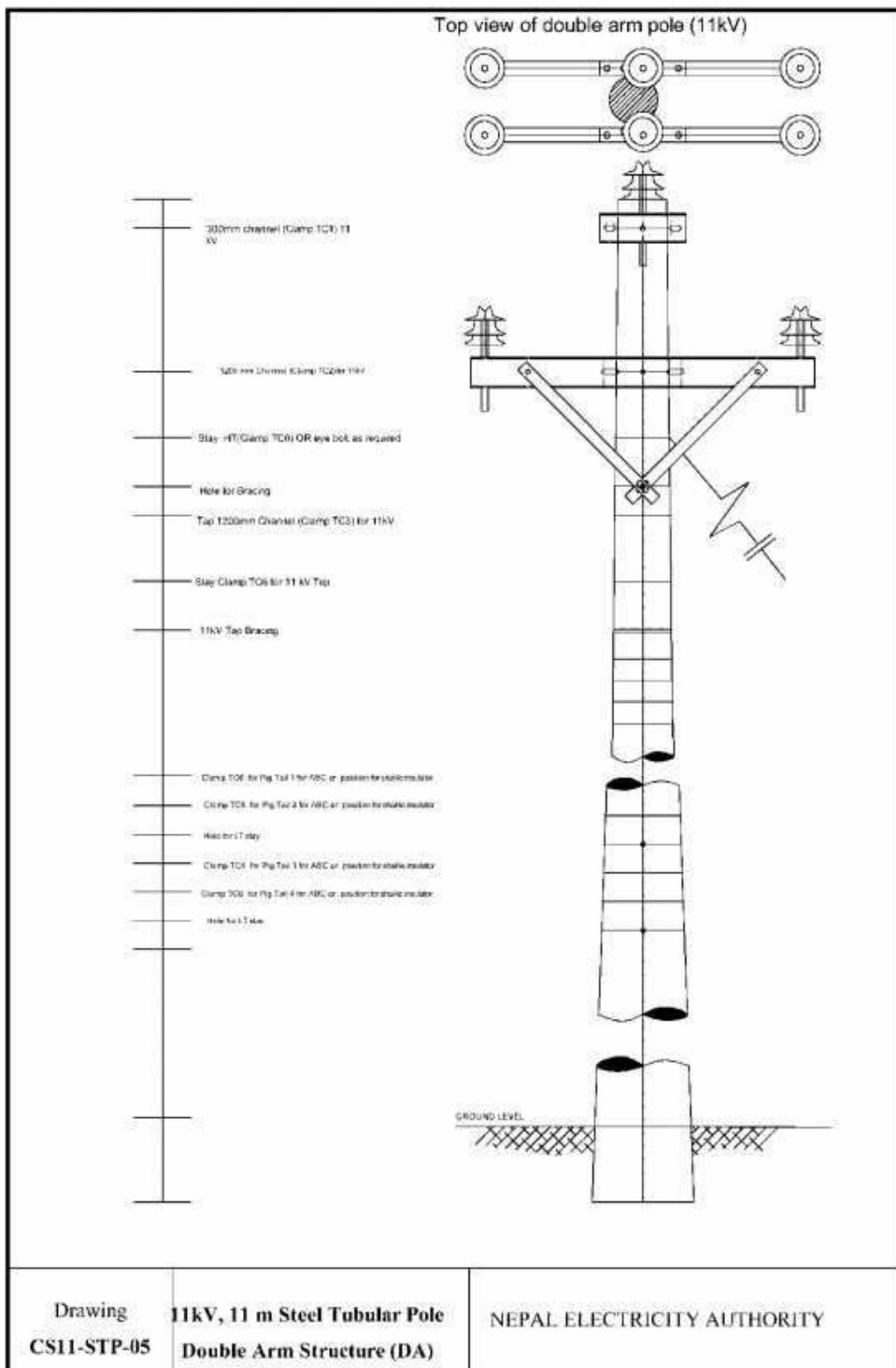




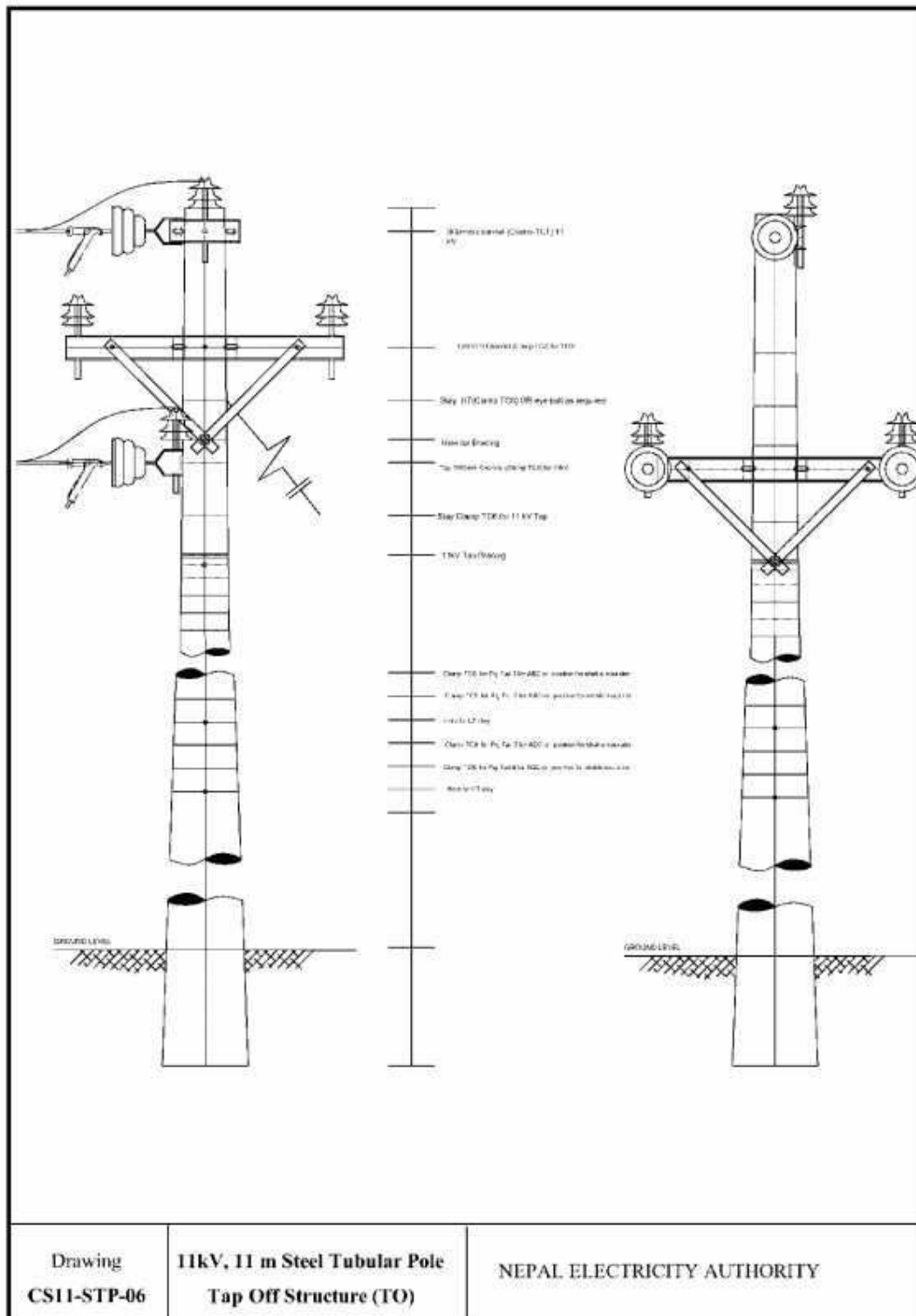
| S.No. | QTY. | UNIT | MATERIAL |
|-------|------|------|---|
| 1 | 3 | NOS | PIN INSULATOR WITH PIN AND NUTS/WASHER |
| 2 | 1 | NOS | STEEL CROSSARM CHANNEL (50x100x300) mm. |
| 3 | 1 | NOS | POLE CLAMP WITH NUTS, BOLTS AND WASHERS (TC1) |
| 4 | 1 | NOS | STEEL CROSSARM CHANNEL (50x100x1200) mm. |
| 5 | 1 | NOS | POLE CLAMP WITH NUTS, BOLTS AND WASHERS (TC2) |
| 6 | 2 | NOS | FLAT CROSSARM BRACE (40 X 6 X 660) mm |
| 7 | 1 | LOT | BOLTS WITH SUITABLE NUTS AND WASHERS |
| 8 | 3 | NOS | PREFORMED WIRE (TOP TIE) |
| 9 | 1 | NOS | STEEL TUBULAR POLE 11 M |

CONSTRUCTION STANDARDS
11 kV SINGLE ARM STRUCTURE (SA)
STEEL TUBULAR POLE

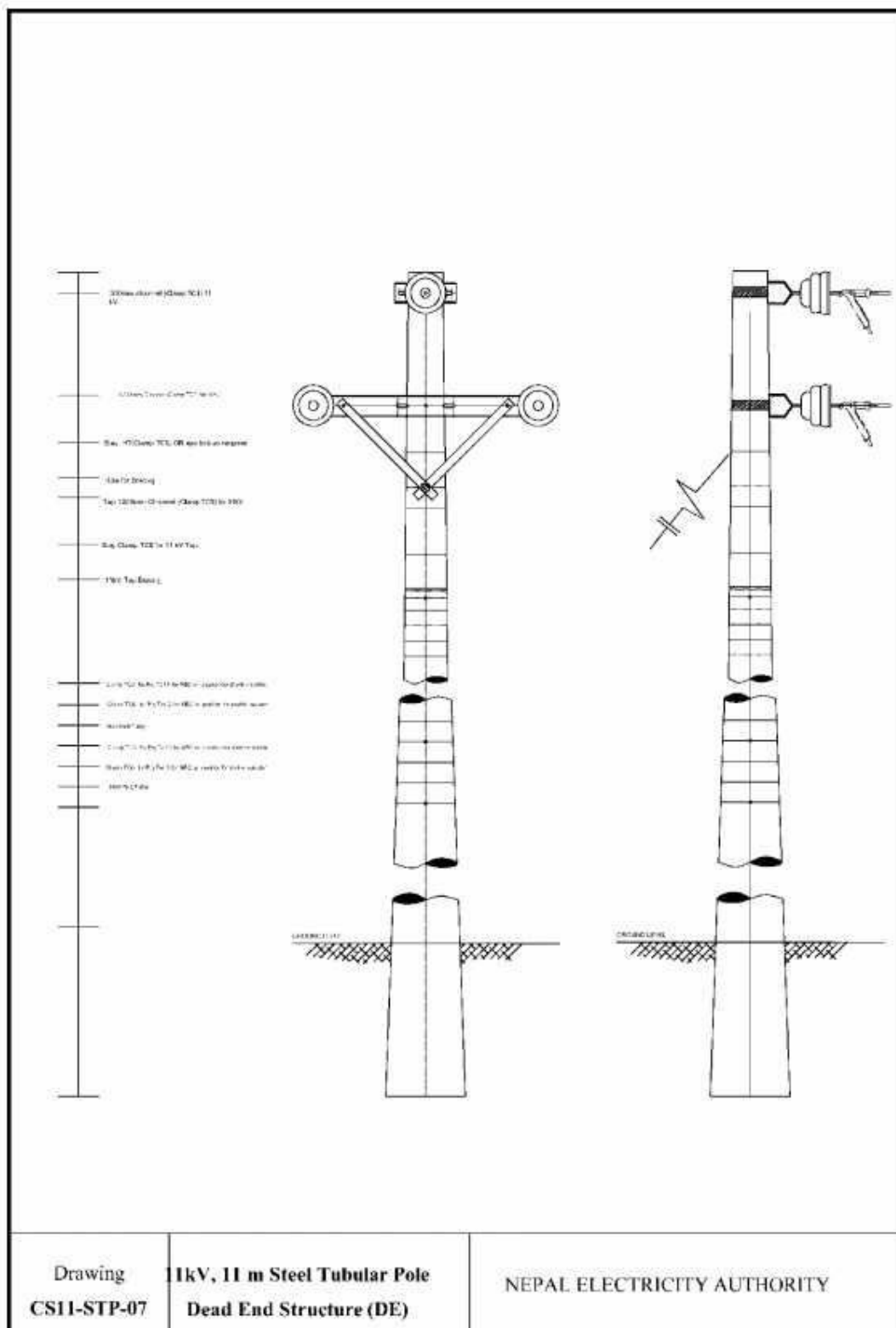
NEPAL ELECTRICITY AUTHORITY



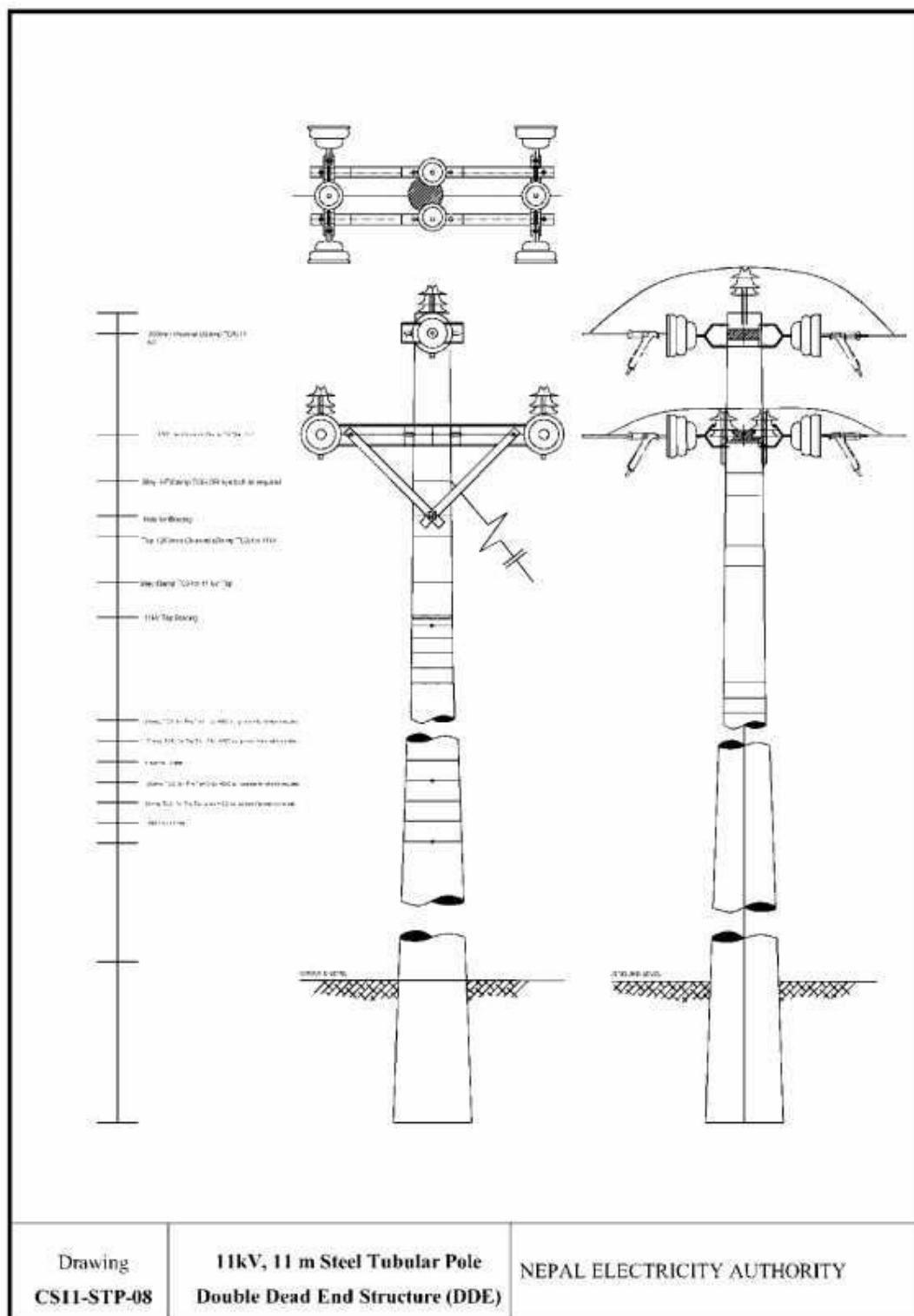
| S.No. | QTY. | UNIT | MATERIAL |
|---|------|------|---|
| 1 | 6 | NOS | PIN INSULATOR WITH PIN AND NUTS/WASHER |
| 2 | 2 | NOS | STEEL CROSSARM CHANNEL (50x100x300) mm. |
| 3 | 2 | NOS | STEEL CROSSARM CHANNEL (50x100x1200) mm. |
| 4 | 4 | NOS | FLAT CROSSARM BRACE (40 X 6 X 660) mm |
| 5 | 1 | LOT | BOLTS WITH SUITABLE NUTS AND WASHERS |
| 6 | 6 | NOS | PREFORMED WIRE (DOUBLE SIDE TIES) |
| 7 | 1 | NOS | STEEL TUBULAR POLE - 11 M |
| CONSTRUCTION STANDARDS 11 kV DOUBLE ARM STRUCTURE (DA) STEEL TUBULAR POLE | | | NEPAL ELECTRICITY AUTHORITY |



| S.No. | QTY. | UNIT | MATERIAL |
|-------------------------------------|------|------------------------------------|---|
| 1 | 5 | NOS | PIN INSULATOR WITH PIN AND NUTS/WASHER |
| 2 | 3 | SET | DISC INSULATOR WITH HARDWARE |
| 3 | 3 | NOS | DEAD END CLAMPS |
| 4 | 1 | NOS | STEEL CROSSARM CHANNEL (50x100x300) mm. |
| 5 | 1 | NOS | POLE CLAMP WITH NUTS, BOLTS AND WASHERS (TC1) |
| 6 | 2 | NOS | STEEL CROSSARM CHANNEL (50x100x1200) mm. |
| 7 | 1 | NOS | POLE CLAMP WITH NUTS, BOLTS AND WASHERS (TC3) |
| 8 | 4 | NOS | FLAT CROSSARM BRACE (40 X 6 X 660) mm |
| 9 | 1 | LOT | BOLTS WITH SUITABLE NUTS AND WASHERS |
| 10 | 5 | NOS | PREFORMED WIRE (TOP TIE) |
| 11 | 3 | NOS | INSULATED PIERCING CONNECTORS |
| 12 | 1 | SET | HT STAY (TYPE AS REQUIRED) |
| 13 | 1 | NOS | STEEL TUBULAR POLE - 11 M |
| CONSTRUCTION STANDARDS | | NEPAL ELECTRICITY AUTHORITY | |
| 11 kV TAP OFF STRUCTURE (TO) | | | |
| STEEL TUBULAR POLE | | | |



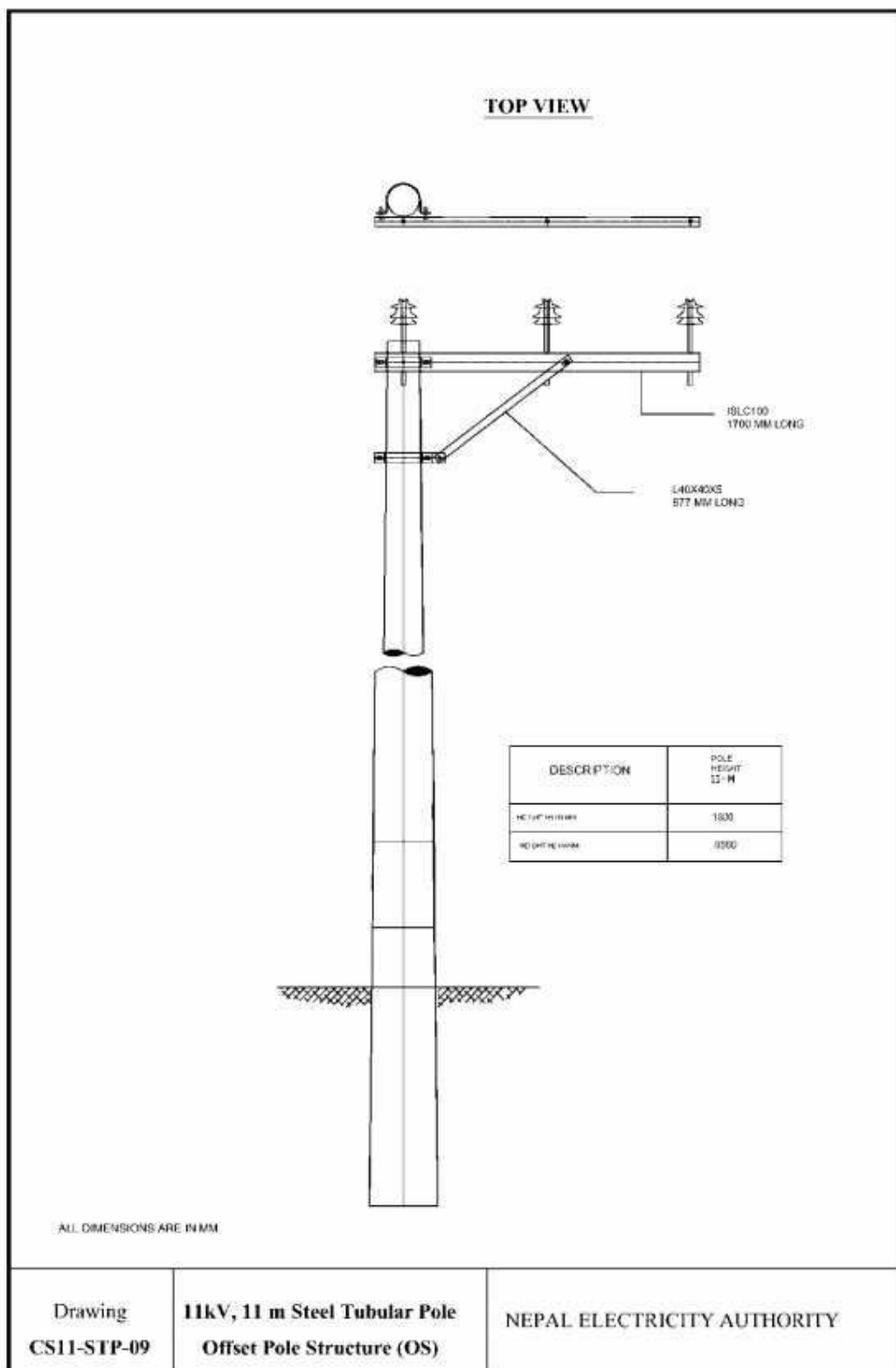
| S.No. | QTY. | UNIT | MATERIAL |
|-------|------|------|---|
| 1 | 3 | NOS | DISC INSULATOR WITH HARDWARE |
| 2 | 3 | NOS | DEAD END CLAMPS |
| 3 | 1 | NOS | STEEL CROSSARM CHANNEL (50x100x300) mm. |
| 4 | 1 | NOS | POLE CLAMP WITH NUTS, BOLTS AND WASHERS T) |
| 5 | 1 | NOS | STEEL CROSSARM CHANNEL (50x100x1200) mm. |
| 6 | 1 | NOS | POLE CLAMP WITH NUTS, BOLTS AND WASHERS (TC2) |
| 7 | 2 | NOS | FLAT CROSSARM BRACE (40 X 6 X 660) mm |
| 8 | 1 | LOT | BOLTS WITH SUITABLE NUTS AND WASHERS |
| 9 | 1 | SET | HT STAY (TYPE AS REQUIRED) |
| 10 | 1 | NOS | STEEL TUBULAR POLE – 11m |



| S.No. | QTY. | UNIT | MATERIAL |
|-------|------|------|--|
| 1 | 3 | NOS | PIN INSULATOR WITH PIN AND NUTS/WASHER |
| 2 | 6 | SET | DISC INSULATOR WITH HARDWARE |
| 3 | 6 | NOS | DEAD END CLAMPS |
| 4 | 2 | NOS | STEEL CROSSARM CHANNEL (50x100x300) mm. |
| 5 | 2 | NOS | STEEL CROSSARM CHANNEL (50x100x1200) mm. |
| 6 | 4 | NOS | FLAT CROSSARM BRACE (40 X 6 X 660) mm |
| 7 | 1 | LOT | BOLTS WITH SUITABLE NUTS AND WASHERS |
| 8 | 3 | NOS | PREFORMED WIRE (TOP TIE) |
| 9 | 3 | NOS | INSULATED PIERCING CONNECTOR |
| 10 | 1 | NOS | STEEL TUBULAR POLE - 11 M |

**CONSTRUCTION STANDARDS
11 kV DOUBLE DEAD END STRUCTURE
(DDE)
STEEL TUBULAR POLE**

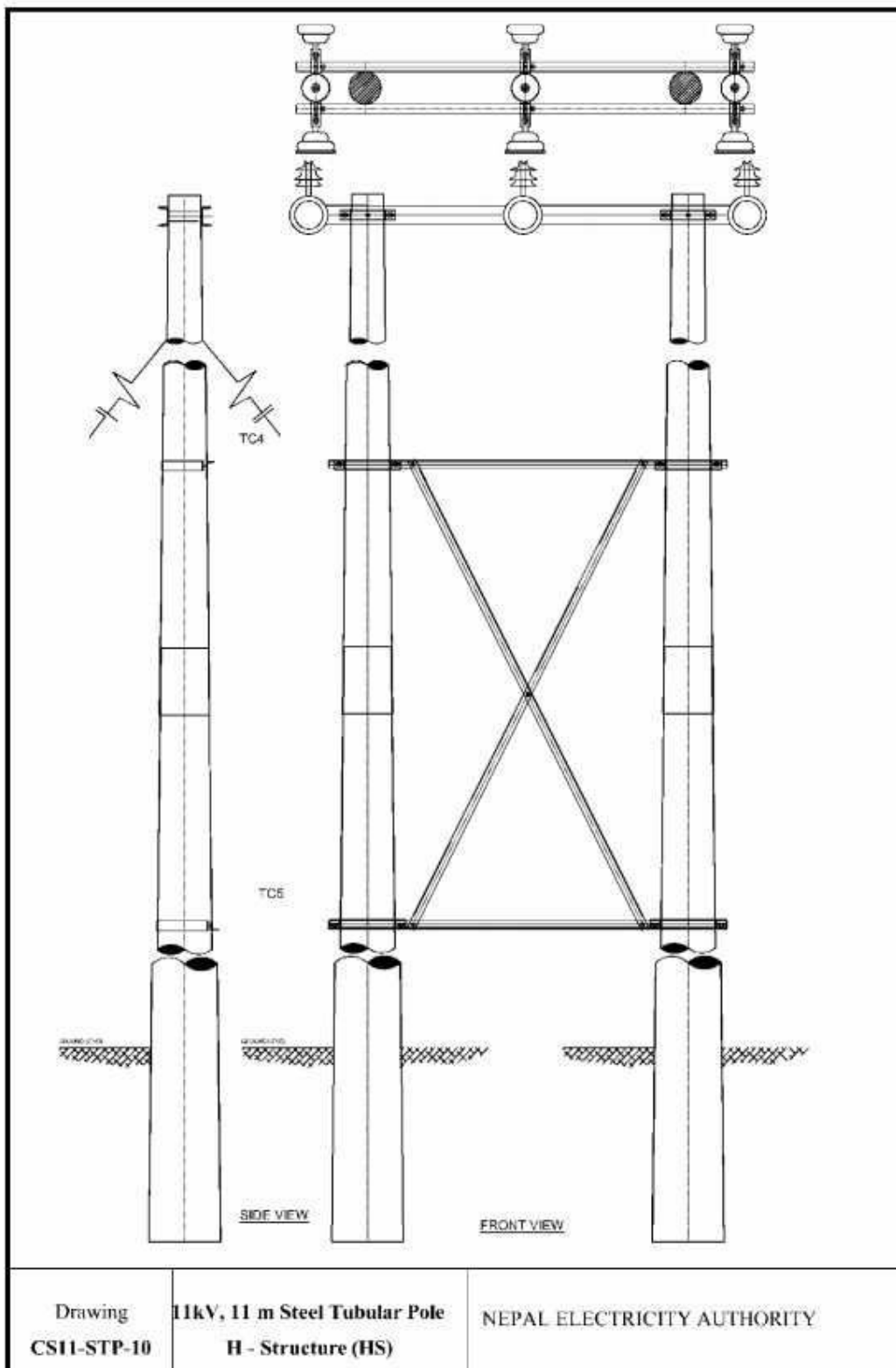
NEPAL ELECTRICITY AUTHORITY



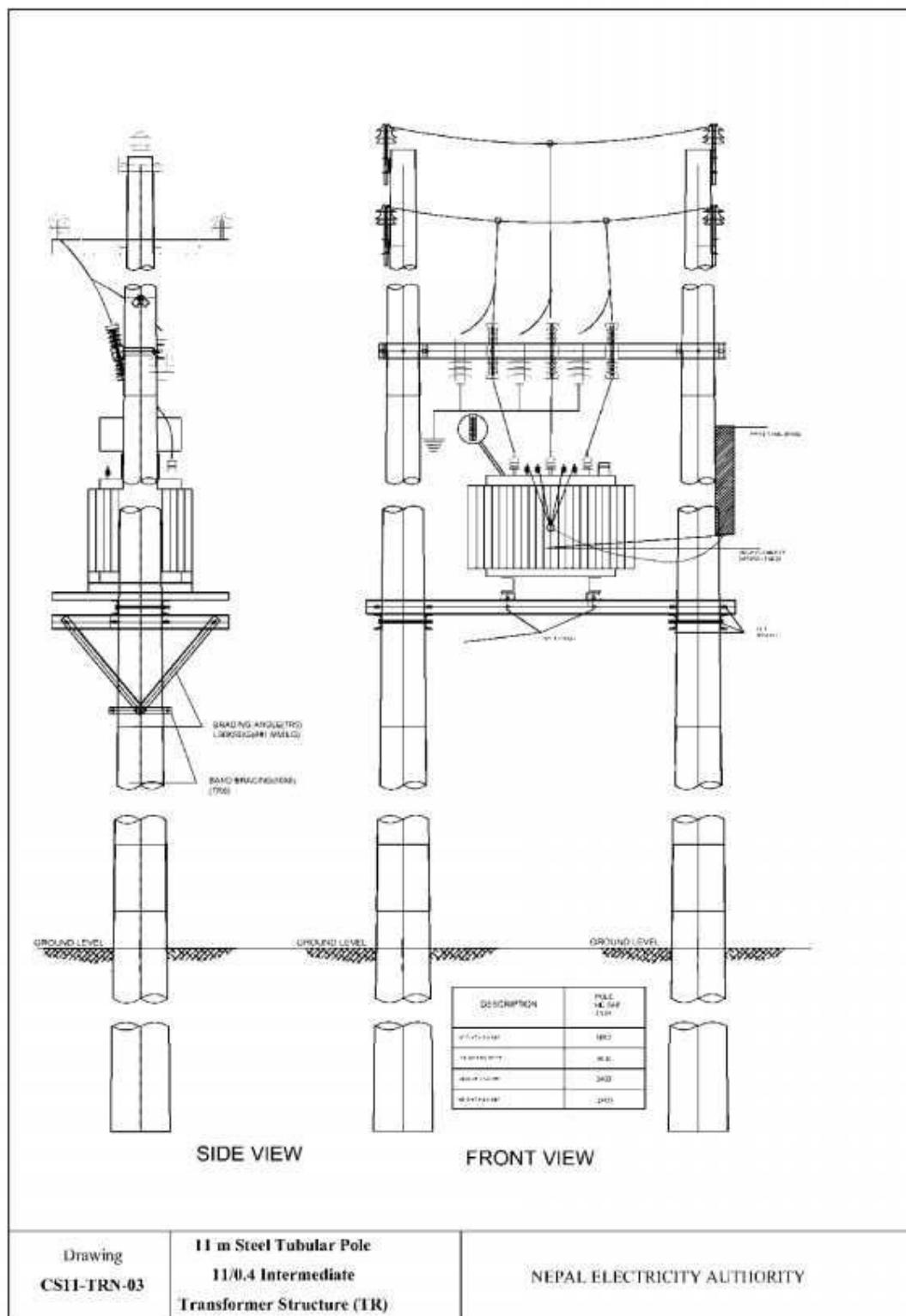
| S.No. | QTY. | UNIT | MATERIAL |
|-------|------|------|--|
| 1 | 3 | NOS | PIN INSULATOR WITH PIN AND NUTS/WASHER |
| 2 | 1 | NOS | STEEL CROSSARM CHANNEL (50x100x1700) mm. |
| 3 | 1 | NOS | POLE CLAMP WITH NUTS, BOLTS AND WASHERS (TC1) |
| 4 | 1 | NOS | BRACING ANGLE FOR OFFSET STRUCTURE (827 X 40 X 5) mm |
| 5 | 1 | NOS | POLE CLAMP WITH NUTS, BOLTS AND WASHERS (TC2) |
| 6 | 4 | NOS | FLAT BRACE FOR OFFSET STRUCTURE (40 X 6 X 374) mm |
| 7 | 1 | LOT | BOLTS WITH SUITABLE NUTS AND WASHERS |
| 8 | 3 | NOS | PREFORMED WIRE (TOP TIE) |
| 9 | 1 | NOS | STEEL TUBULAR POLE - 11 M |

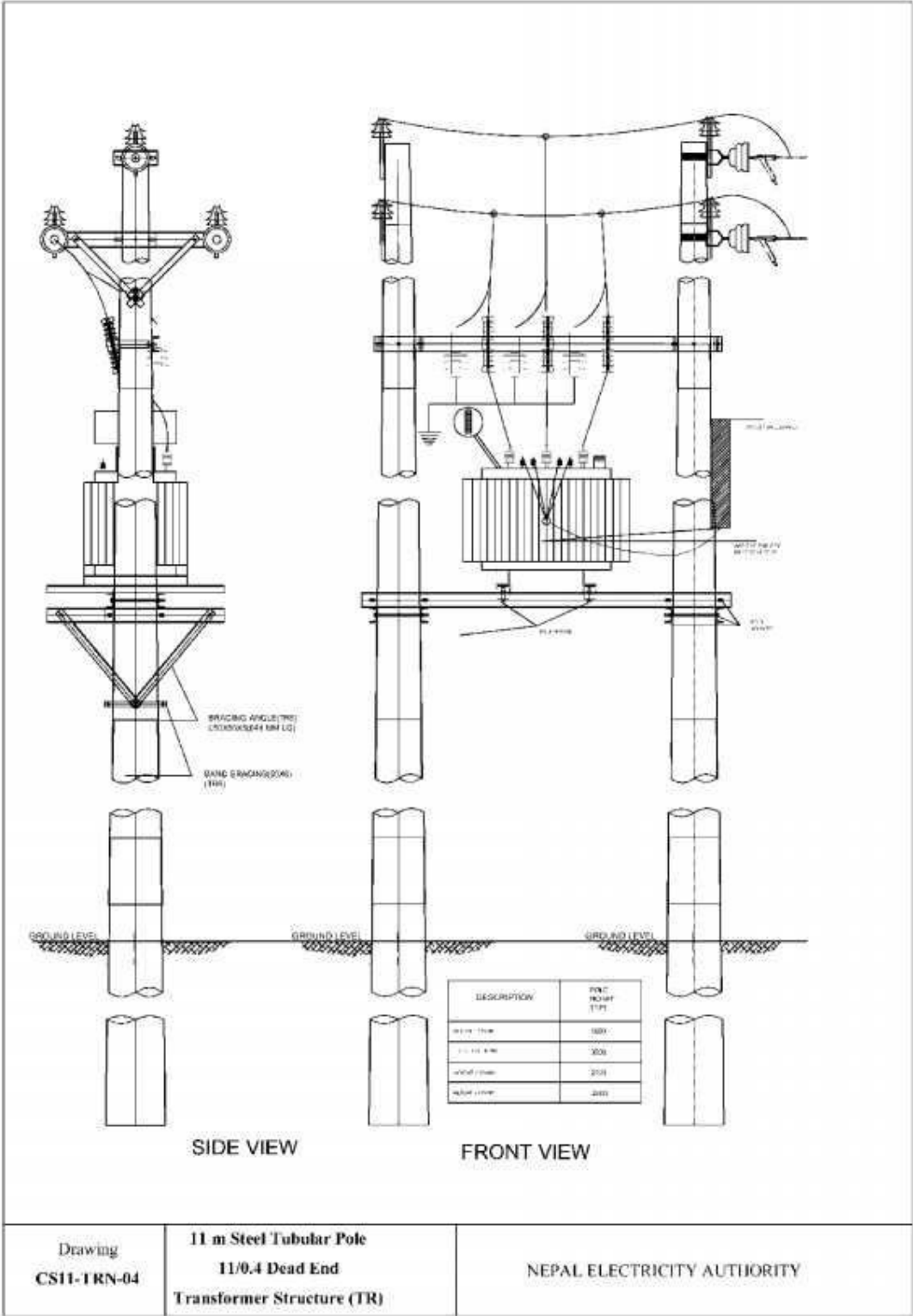
**CONSTRUCTION STANDARDS
11 kV OFF SET STRUCTURE (OS)
STEEL TUBULAR POLE**


NEPAL ELECTRICITY AUTHORITY



| S.No. | QTY. | UNIT | MATERIAL | |
|---|------|------|--|------------------------------------|
| 1 | 3 | NOS | PIN INSULATOR WITH PIN AND NUTS/WASHER | |
| 2 | 6 | SET | DISC INSULATOR WITH HARDWARE | |
| 3 | 6 | NOS | DEAD END CLAMPS | |
| 4 | 1 | NOS | STEEL CROSSARM CHANNEL (50x100x6.4 x2390) mm. | |
| 5 | 2 | NOS | POLE CLAMP WITH NUTS, BOLTS AND WASHERS (TC1) | |
| 6 | 2 | NOS | BRACING ANGLE (40 x 40 x 5 x 2071) mm. | |
| 7 | 2 | NOS | POLE CLAMP WITH NUTS, BOLTS AND WASHERS (TC4) | |
| 8 | 2 | NOS | POLE CLAMP WITH NUTS, BOLTS AND WASHERS (TC5) | |
| 9 | 2 | NOS | BRACING ANGLE (40 x 40 x 5 x 2723) mm. | |
| 10 | 1 | LOT | BOLTS WITH SUITABLE NUTS AND WASHERS | |
| 11 | 3 | NOS | PREFORMED TIE (TOP TIE) | |
| 12 | 3 | NOS | INSULATED PIERCING CONNECTORS | |
| 13 | 1 | SET | HT STAY SET (TYPE AS REQUIRED) | |
| 14 | 2 | NOS | STEEL TUBULAR POLE - 11 M | |
| CONSTRUCTION STANDARDS 11 kV H - STRUCTURE (HS) STEEL TUBULAR POLE | | | | NEPAL ELECTRICITY AUTHORITY |







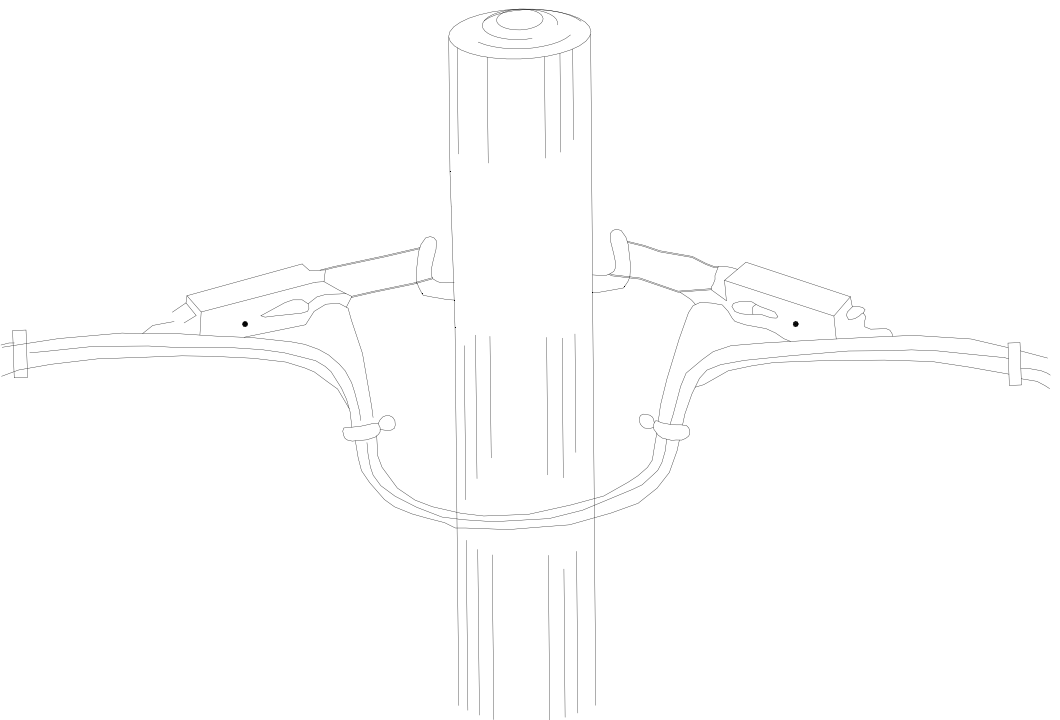
| | | |
|----------------------------|-----------------------------------|-----------------------------|
| ANNEX L TYPICAL DRAWING | SUSPENSION ASSEMBLY TYPE "A 1" | NEPAL ELECTRICITY AUTHORITY |
|----------------------------|-----------------------------------|-----------------------------|

For PSC Pole

| S.NO. | QTY. | UNIT | MATERIAL |
|-------|------------------------|------|---|
| 1 | 1 | NOS | SUSPENSION CLAMP |
| 2 | 1 for STP 0 for PSC | NOS | POLE CLAMP WITH NUTS, BOLTS AND WASHERS (TC8) |
| 3 | 1 for PSC 0 for STP | NOS | PIGTAIL WITH HEXAGONAL NUTS AND WASHERS (16 X 203) MM |
| 4 | 1 | NOS | POLE 9 METER |

CONSTRUCTION STANDARDS
LV TYPE – A1 (Suspension Type)

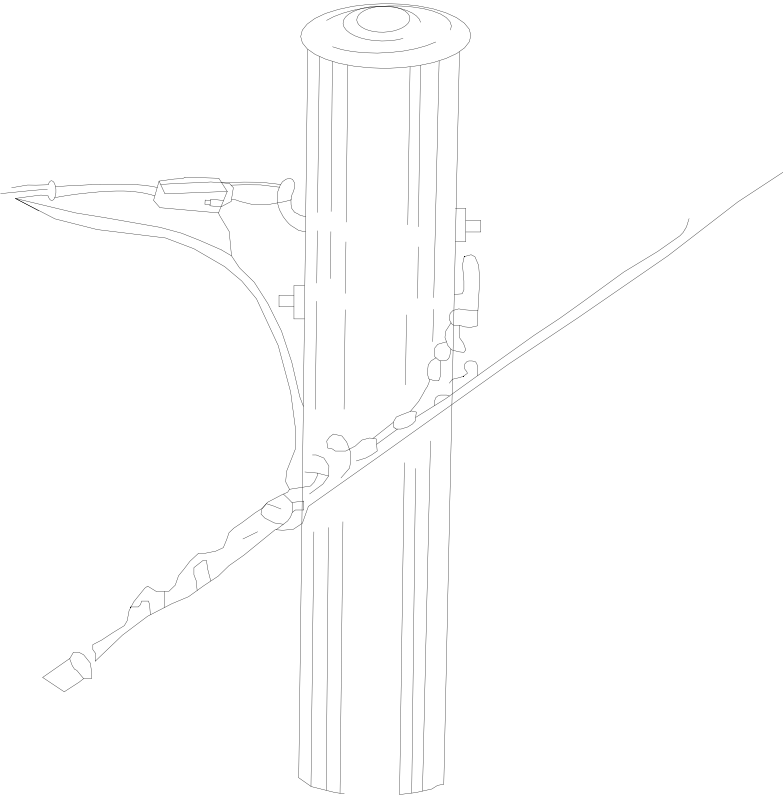
NEPAL ELECTRICITY AUTHORITY

| | | |
|---|---------------------------------------|-----------------------------|
|  | | |
| ANNEX L TYPICAL DRAWING | ANGLE ASSEMBLY OVER 90° TYPE "A 2" | NEPAL ELECTRICITY AUTHORITY |

| S.NO. | QTY. | UNIT | MATERIAL |
|-------|------------------------|------|--|
| 1 | 2 | NOS | ANCHOR CLAMP |
| 2 | 2 for PSC 0 for STP | NOS | PIGTAIL WITH HEXAGONAL NUTS AND WASHERS (16 X 203) MM |
| 3 | 2 for PSC 0 for STP | NOS | EYE NUT |
| 4 | 2 for STP 0 for PSC | NOS | POLE CLAMP WITH NUTS, BOLTS AND WASHERS (TC8) |
| 5 | 1 | NOS | POLE 9 METER |
| 6 | 1 | SET | LT STAY SET |

CONSTRUCTION STANDARDS
LV TYPE – A2 (Suspension Type
with Angle)

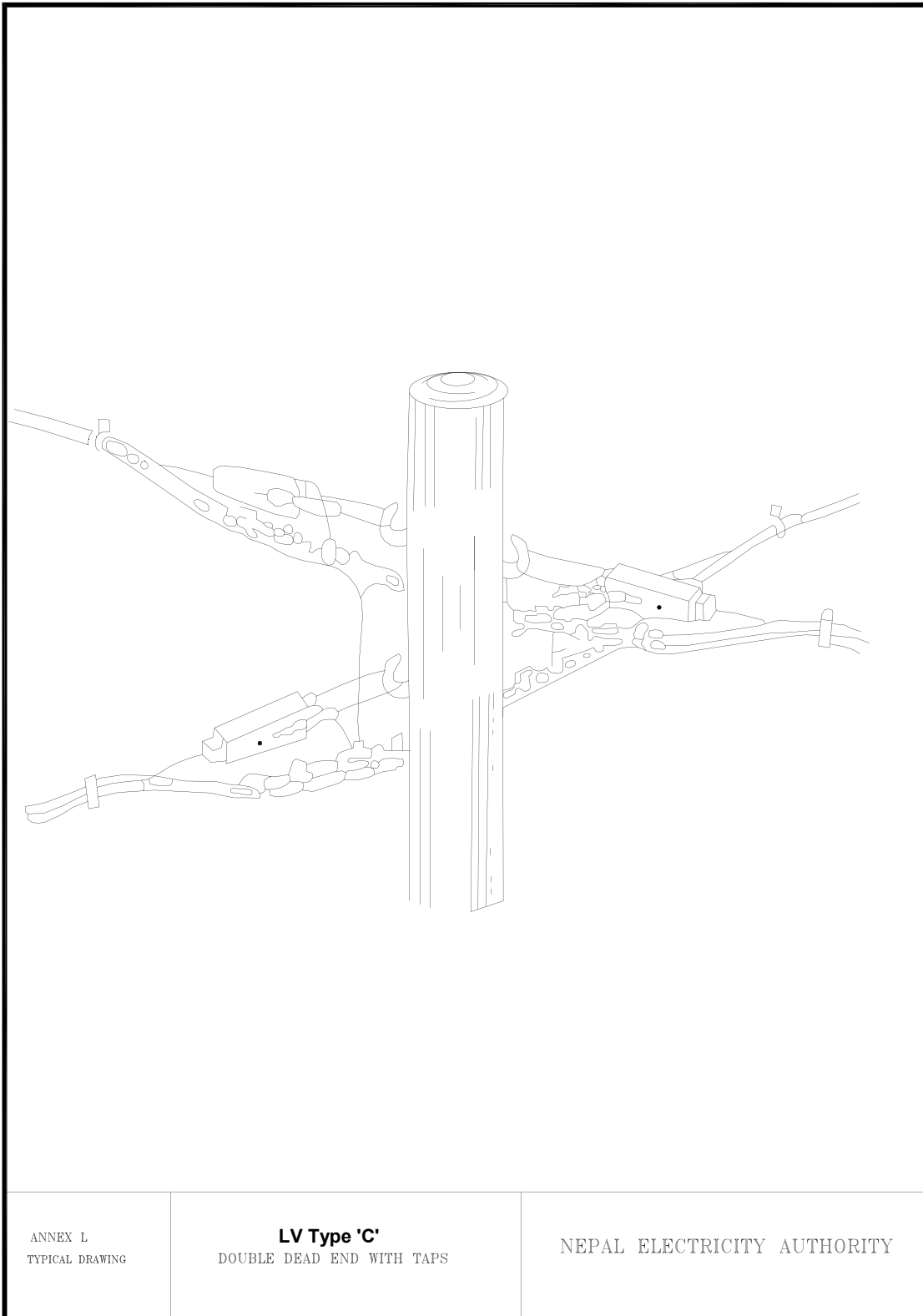
NEPAL ELECTRICITY AUTHORITY

| | | |
|---|------------------------------|-----------------------------|
|  | | |
| ANNEX L TYPICAL DRAWING | INTERMEDIATE TAP TYPE "B" | NEPAL ELECTRICITY AUTHORITY |

| S.NO. | QTY. | UNIT | MATERIAL |
|-------|------------------------|------|--|
| 1 | 1 | NOS | SUSPENSION CLAMP |
| 2 | 1 | NOS | ANCHOR CLAMP |
| 3 | 2 for PSC 0 for STP | NOS | PIGTAIL WITH HEXAGONAL NUTS AND WASHERS (16 X 203) MM |
| 4 | 1 for PSC 0 for STP | NOS | EYE NUT |
| 5 | 2 for STP 0 for PSC | NOS | POLE CLAMP WITH NUTS, BOLTS AND WASHERS (TC8) |
| 6 | 5 | NOS | INSULATED PIERCING CONNECTOR |
| 7 | 5 | NOS | INSULATED CABLE CAPS |
| 8 | 1 | NOS | POLE 9 METER |
| 9 | 1 | SET | LT STAY |

CONSTRUCTION STANDARDS
LV TYPE - B (Suspension with an Anchor for Dead)

NEPAL ELECTRICITY AUTHORITY




| | | | | |
|--|------------------------|-------------|--|------------------------------------|
| | | | | |
| | | | | |
| S.NO. | QTY. | UNIT | MATERIAL | |
| 1 | 4 | NOS | ANCHOR CLAMP | |
| 2 | 2 for PSC 0 for STP | NOS | PIGTAIL WITH HEXAGONAL NUTS AND WASHERS (16 X 203) MM | |
| 3 | 1 for PSC 0 for STP | NOS | EYE NUT | |
| 4 | 2 for STP 0 for PSC | NOS | POLE CLAMP WITH NUTS, BOLTS AND WASHERS (TC8) | |
| 5 | 15 | NOS | INSULATED PIERCING CONNECTOR | |
| 6 | 20 | NOS | INSULATED CABLE CAPS | |
| 7 | 1 | NOS | POLE 9 METER | |
| CONSTRUCTION STANDARDS LV TYPE - C (Four Anchor Dead End) | | | | NEPAL ELECTRICITY AUTHORITY |

| S.NO. | QTY. | UNIT | MATERIAL |
|-------|------------------------|------|--|
| 1 | 1 | NOS | SUSPENSION CLAMP |
| 2 | 2 | NOS | ANCHOR CLAMP |
| 3 | 2 for PSC 0 for STP | NOS | PIGTAIL WITH HEXAGONAL NUTS AND WASHERS (16 X 203) MM |
| 4 | 2 for PSC 0 for STP | NOS | EYE NUT |
| 5 | 2 for STP 0 for PSC | NOS | POLE CLAMP WITH NUTS, BOLTS AND WASHERS (TC8) |
| 6 | 10 | NOS | INSULATED PIERCING CONNECTOR |
| 7 | 10 | NOS | INSULATED CABLE CAPS |
| 8 | 1 | NOS | POLE 9 METER |

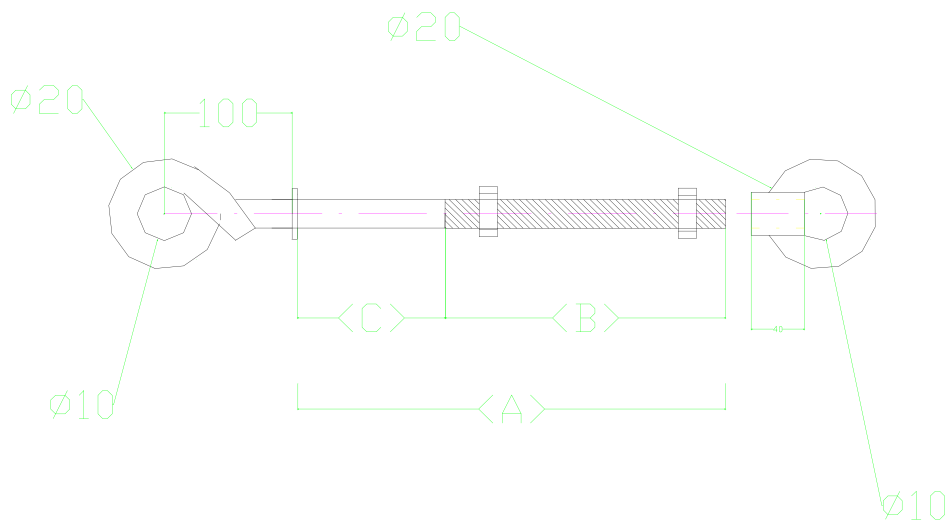
CONSTRUCTION STANDARDS
LV TYPE - D (One Suspension with two
anchor dead end)

NEPAL ELECTRICITY AUTHORITY

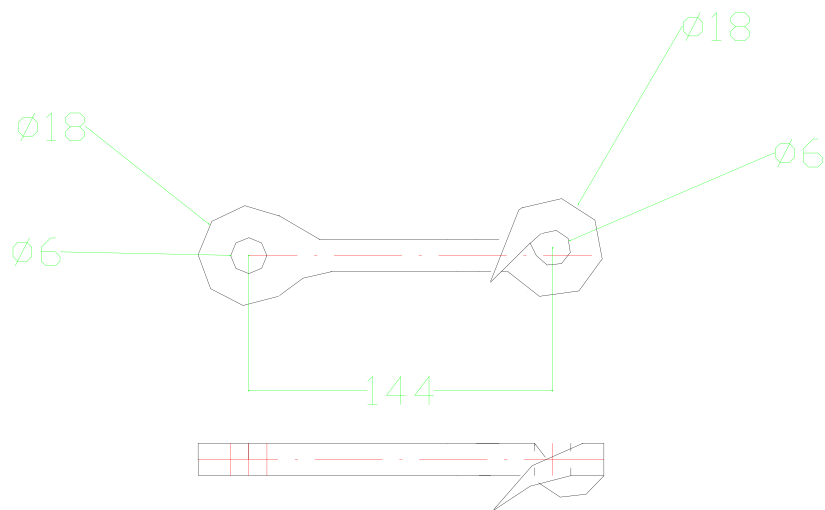


| S.No. | QTY. | UNIT | MATERIAL |
|-------|------------------------|------|---|
| 1 | 1 | NOS | ANCHOR CLAMP |
| 2 | 1 for PSC 0 for STP | NOS | PIGTAIL WITH HEXAGONAL NUTS AND WASHERS (16 X 203) MM |
| 3 | 1 for PSC 0 for STP | NOS | EYE NUT |
| 4 | 2 for STP 0 for PSC | NOS | POLE CLAMP WITH NUTS, BOLTS AND WASHERS (TC8) |
| 5 | 5 | NOS | INSULATED CABLE CAPS |
| 6 | 1 | NOS | POLE 9 METER |
| 7 | 1 | SET | LT STAY |

| | |
|--|------------------------------------|
| CONSTRUCTION STANDARDS LV TYPE - E (Single Anchor Dead End) | NEPAL ELECTRICITY AUTHORITY |
|--|------------------------------------|



| Particular | A , mm | B , mm | C , mm |
|-------------|--------|--------|--------|
| Pig Tail A1 | 300 | 150 | 150 |
| Pig Tail A2 | 200 | 120 | 80 |



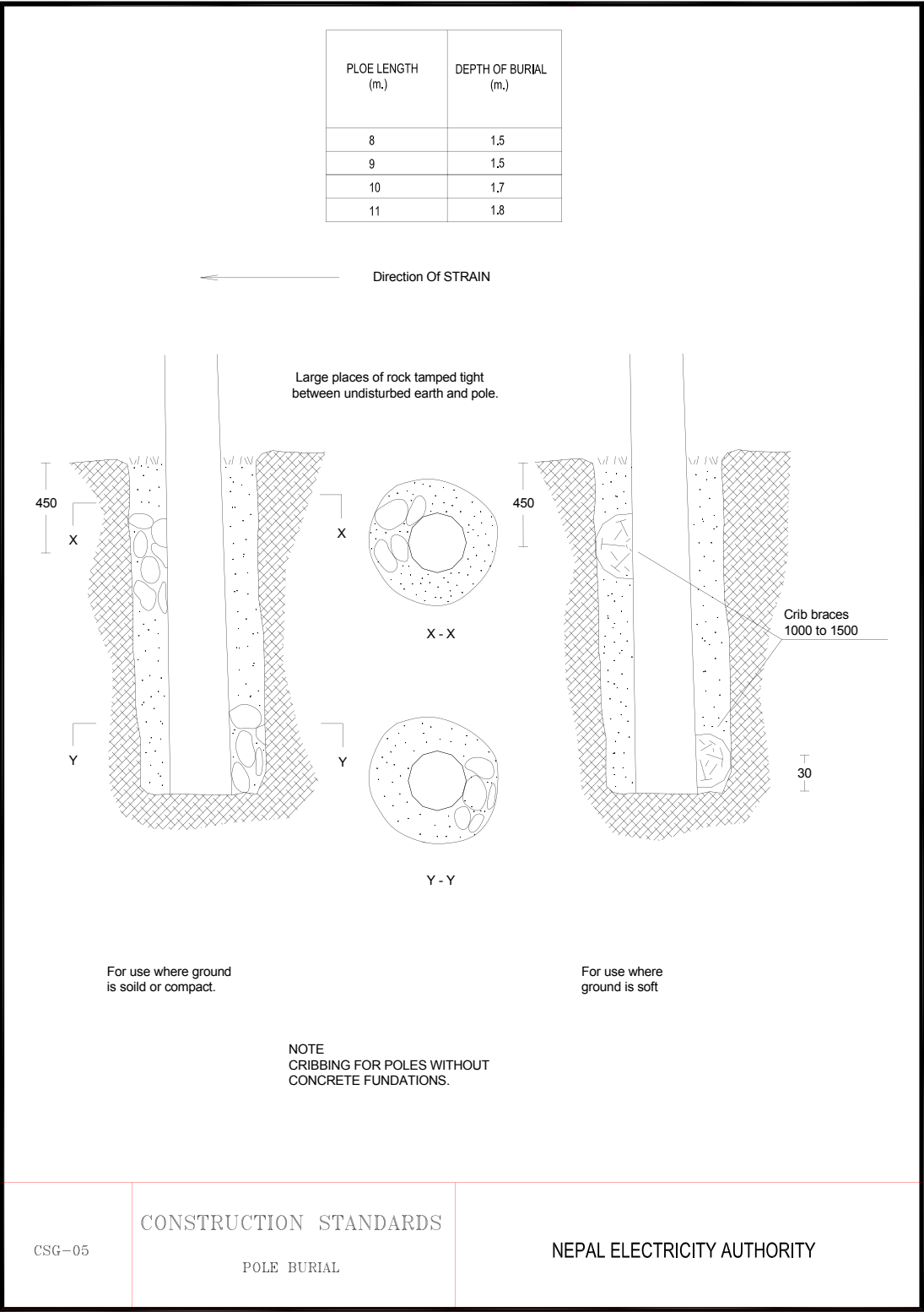
CSLV-16

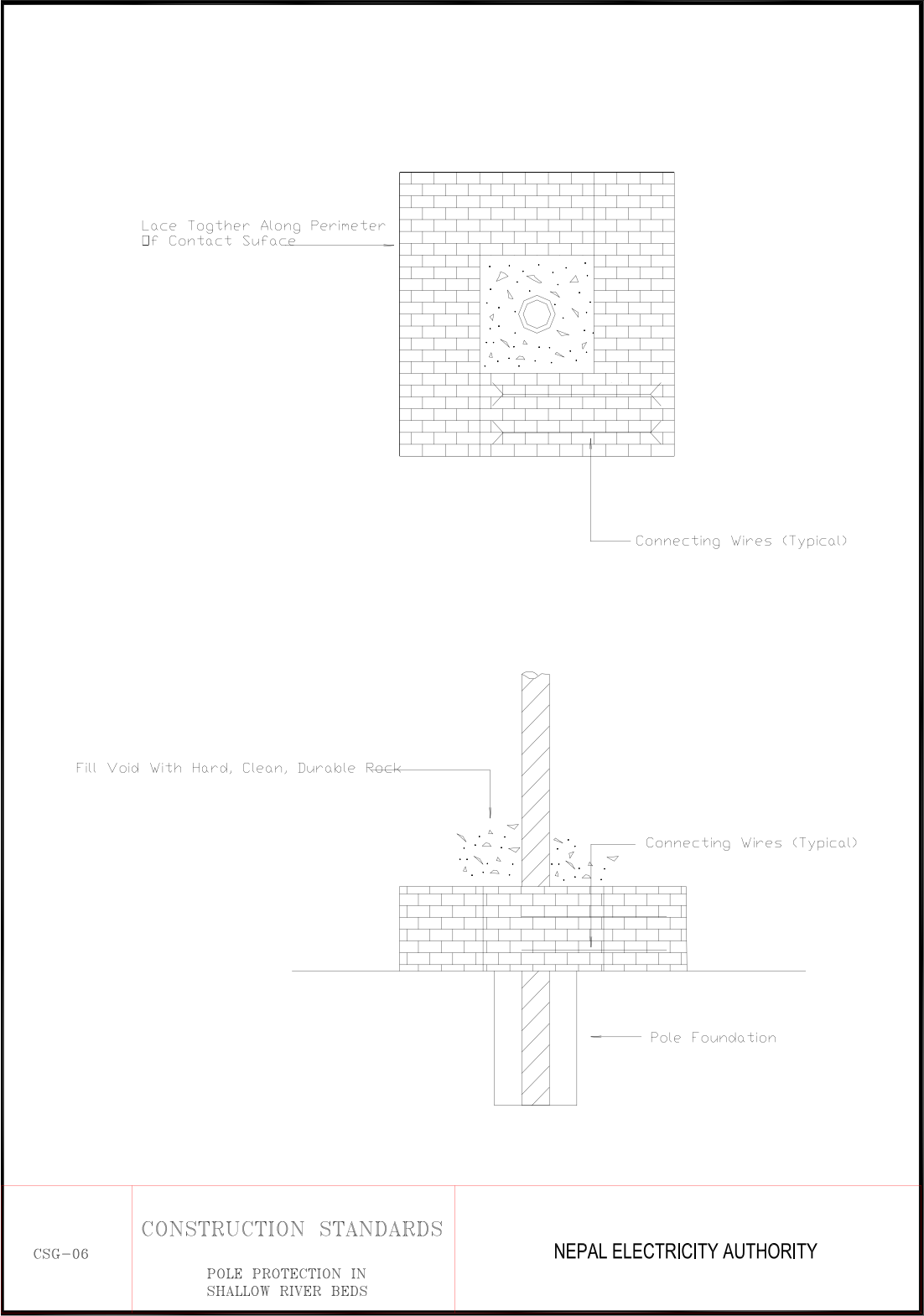
CONSTRUCTION STANDARDS

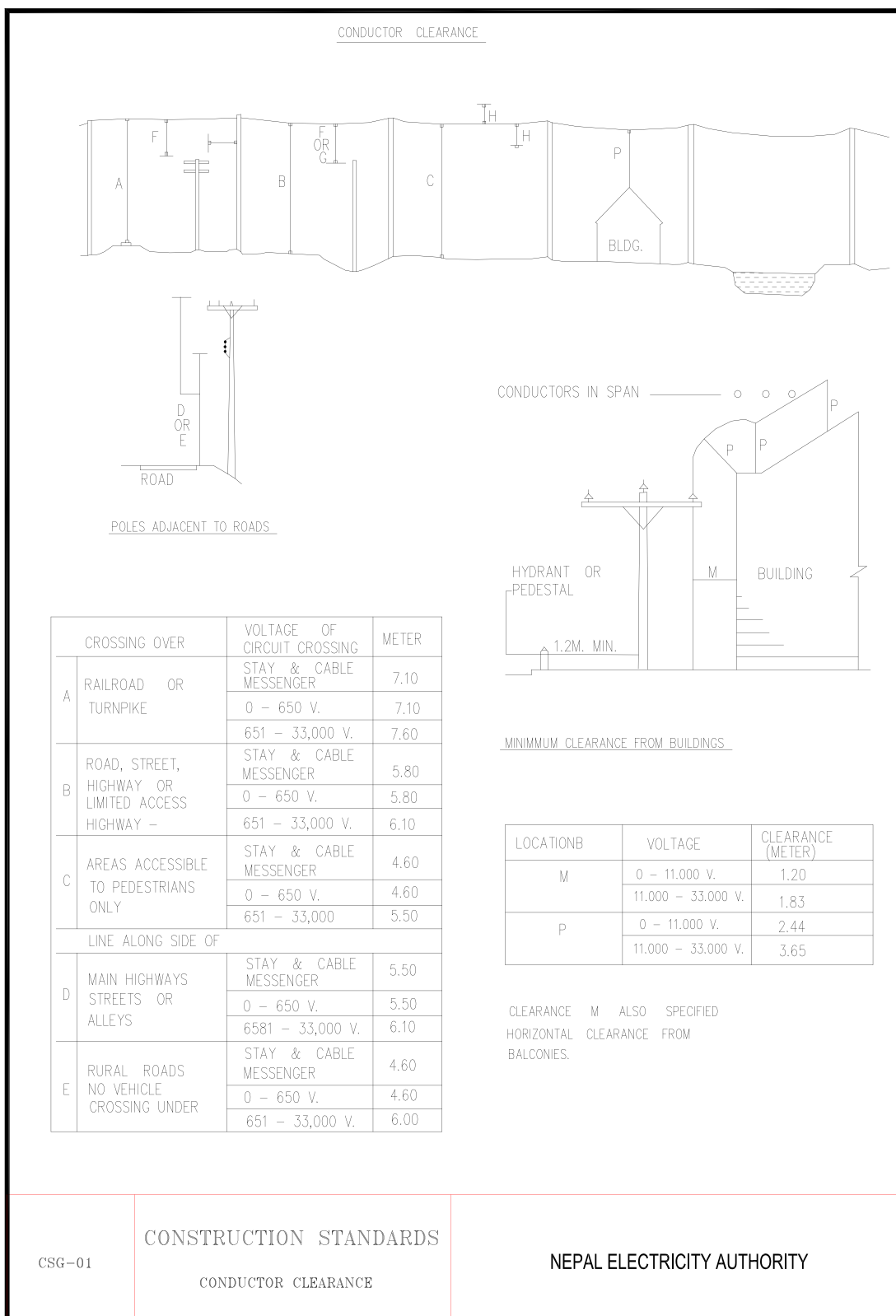
NEPAL ELECTRICITY AUTHORITY

Pig Tail with Adjustable Eye
and Double Eye Fitting

TION







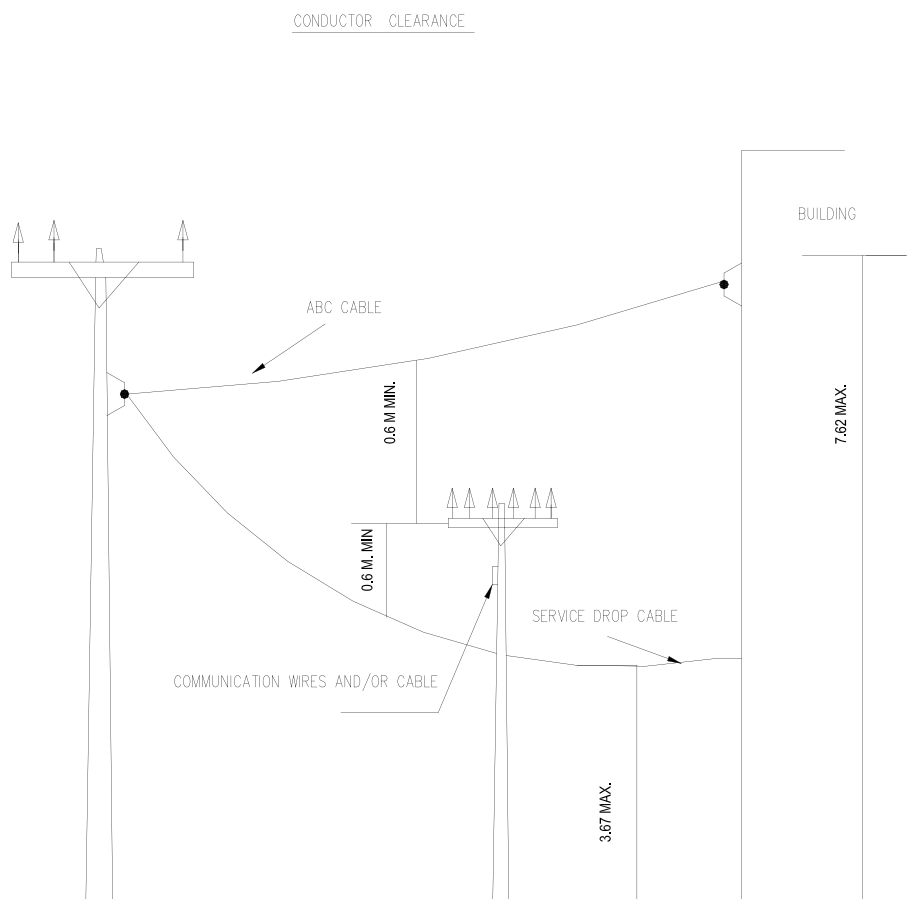
| CONDUCTORS AT LOWER LEVEL CONDUCTORS AT HIGHER LEVEL | | SERVICE DROP 0 – 650 V | OPEN SUPPLY WIRES | | | STAYS AND SUPPLY CABLES ON GROUNDED MESSENGER |
|---|---|-----------------------------|-------------------|---------------|---------|---|
| | | | 0 – 650V | 651 – 11000 V | 33000 V | |
| F | COMMUNICATION WIRES | 0.60 M. | | | | |
| | COMMUNICATION CABLES AND MESSENGER | 0.6 M. OVER 1.2 M. UNDER | 1.38 | 2.15 | — | 0.60 |
| G | SUPPLY CABLES ON EFFECTIVE GROUNDED MESSENGER | 0.6 M. OVER 1.2 M. UNDER | 0.60 | 0.60 | — | 0.60 |
| H | OPEN SUPPLY 0 – 650 V. WIRES 651 – 11,000 V. | — | 1.30 | 1.80 | 2.70 | 0.60 |
| | | — | — | 1.20 | — | 1.20 |
| GUYS SERVICE DROPS 0 – 650 V. | | 0.60 | 0.60 | 1.20 | — | — |

— VOLTAGE SHOWN ARE PHASE TO GROUND VALUES.

CSG-02

CONSTRUCTION STANDARDS
CONDUCTOR CLEARANCE

NEPAL ELECTRICITY AUTHORITY



SERVICE DROP: Install Service over communication facilities where practical and attached to pole when available; otherwise cross under communication facilities; with proper clearance.



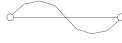
















| SERVICE DROP (0-600 V) Crossing Over | CLEARANCE |
|--|-----------|
| DRIVE WAY TO RESIDENCE, GARAGE, OR OVER PARKING LOT EXCLUDING TRACKS IN URBAN AREA | 3.67 M |
| DRIVE WAY AND COMMERCIAL PARKING LOT OR AREA SUBJECT TO TRUCK TRAFFIC | 4.57 M |

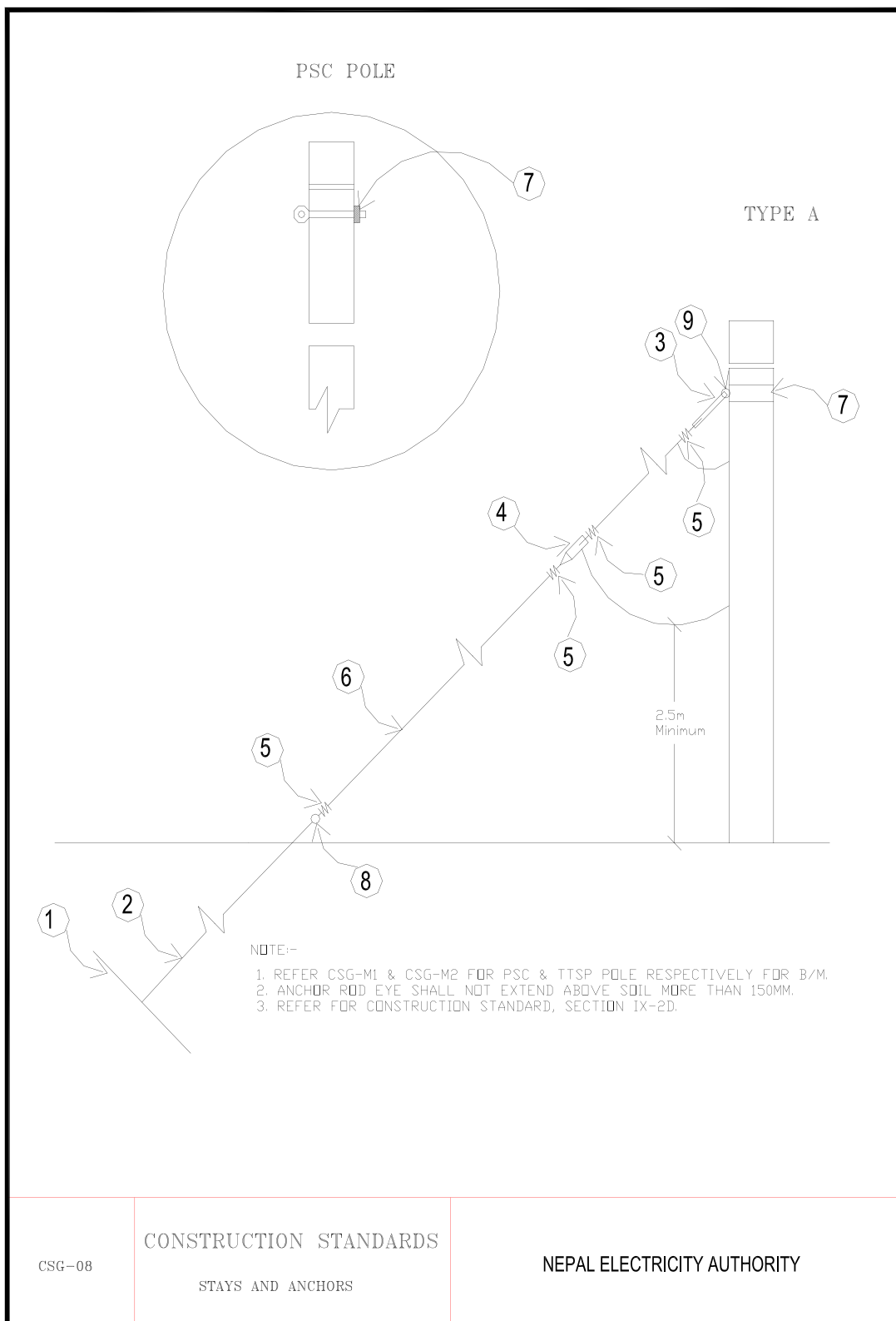
CSG-03

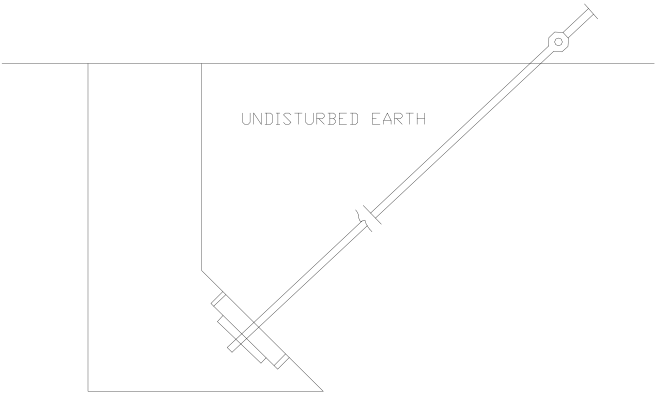
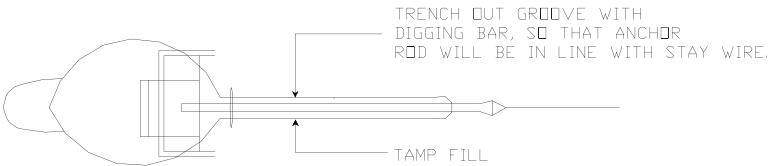
CONSTRUCTION STANDARDS

CONDUCTOR CLEARANCE

NEPAL ELECTRICITY AUTHORITY

| SN | ELECTRIC SYMBOLS | EXISTING | PROPOSED |
|----|---------------------------|--|---|
| 1 | Transformer |  |  |
| 2 | Fuse Cutout |  |  |
| 3 | Disconnecting Switch |  |  |
| 4 | Load Break Switch |  |  |
| 5 | Auto Reclosure |  |  |
| 6 | Substation |  |  |
| 7 | Lighting Arrester |  |  |
| 8 | Pole Telescopic with Stay |  |  |
| 9 | Pole P.S.C. with Stay |  |  |
| 10 | Tapping Point | |  |





MAKE UNDERCUT AT BOTTOM OF ANCHOR HOLE, PLATE TO BEAR AGAINST UNDISTURBED EARTH.

1. BACKFILL SHALL BE THOROUGHLY TAMPED.
2. BACKFILL FOR ANCHORS PLACED IN SOFT OR UNSTABLE SOIL SHALL BE 50MM GRAVEL PLACED TO DEPTH OF 1000 MM ABOVE ANCHOR PLATE.

CSG-07

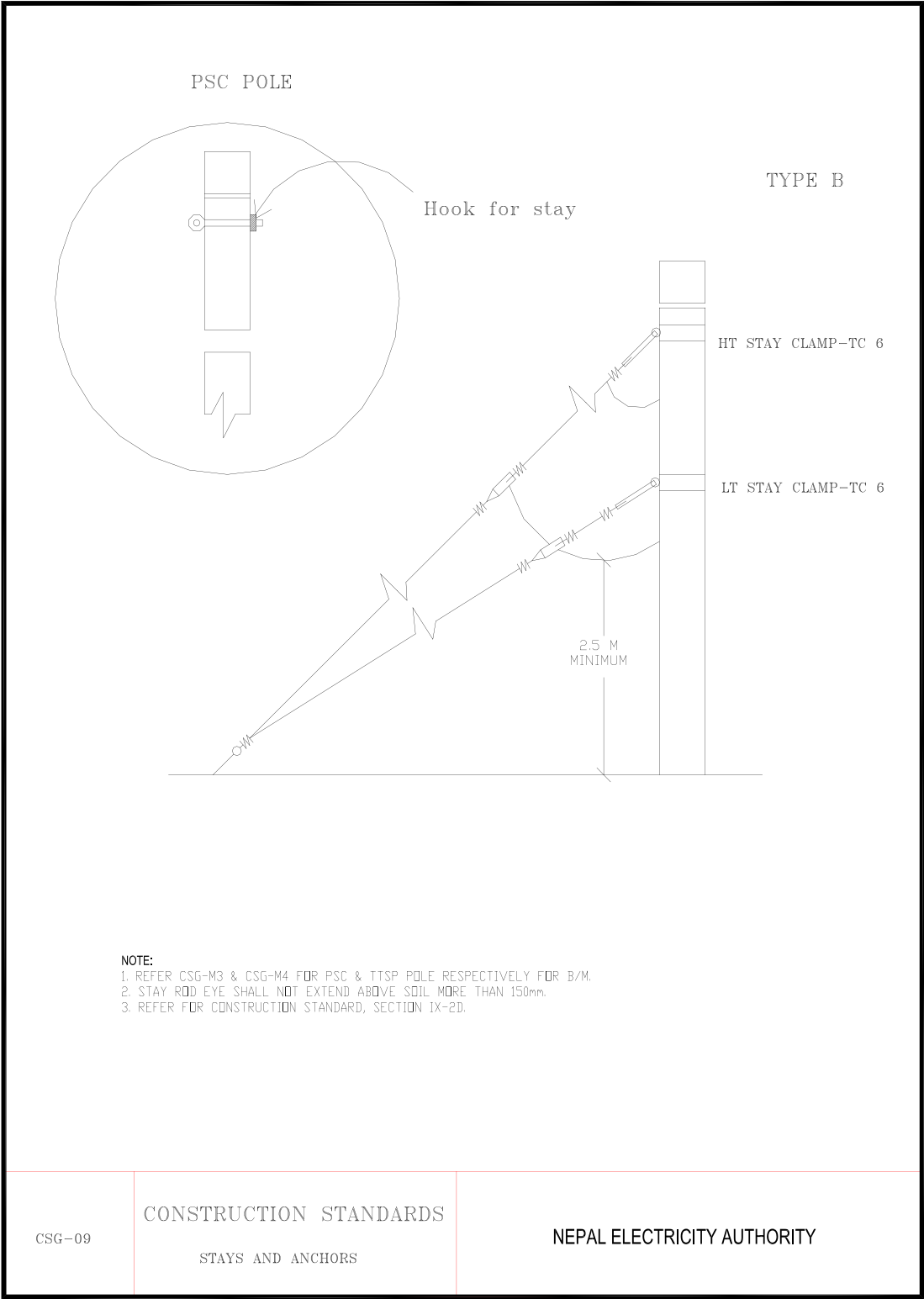
CONSTRUCTION STANDARDS
STAYS AND ANCHORS

NEPAL ELECTRICITY AUTHORITY

| S.No. | MATERIAL (HT-STAY) | QTY. | UNIT | MATERIAL (LT-STAY) | QTY |
|-------|--|------|------|--|-----|
| 1 | HT STAY SET (600 x 600 MM PLATE AND ROD) | 1 | NOS | LT STAY SET (300 X 300 MM PLATE AND ROD) | 1 |
| 2 | HT TURN BUCKLE | 1 | NOS | LT TURN BUCKLE | 1 |
| 3 | HT THIMBLES | 1 | NOS | LT THIMBLES | 1 |
| 4 | POLE CLAMP(TC6) | 1 | NOS | POLE CLAMP(TC8) | 0 |
| 5 | HT STAY INSULATOR | 1 | NOS | STAY INSULATOR | 1 |
| 6 | PREFORM TIE FOR STAY WIRE 7/8 SWG | 4 | NOS | PREFORM TIE FOR STAY WIRE 7/12 SWG | 4 |
| 7 | 7/8" SWG STAY WIRE | 12 | M | 7/12" SWG STAY WIRE | 10 |
| 8 | HT EYE BOLT | 0 | NOS | LT EYE BOLT | 0 |

**CONSTRUCTION STANDARDS
HT AND LT - SINGLE STAY**

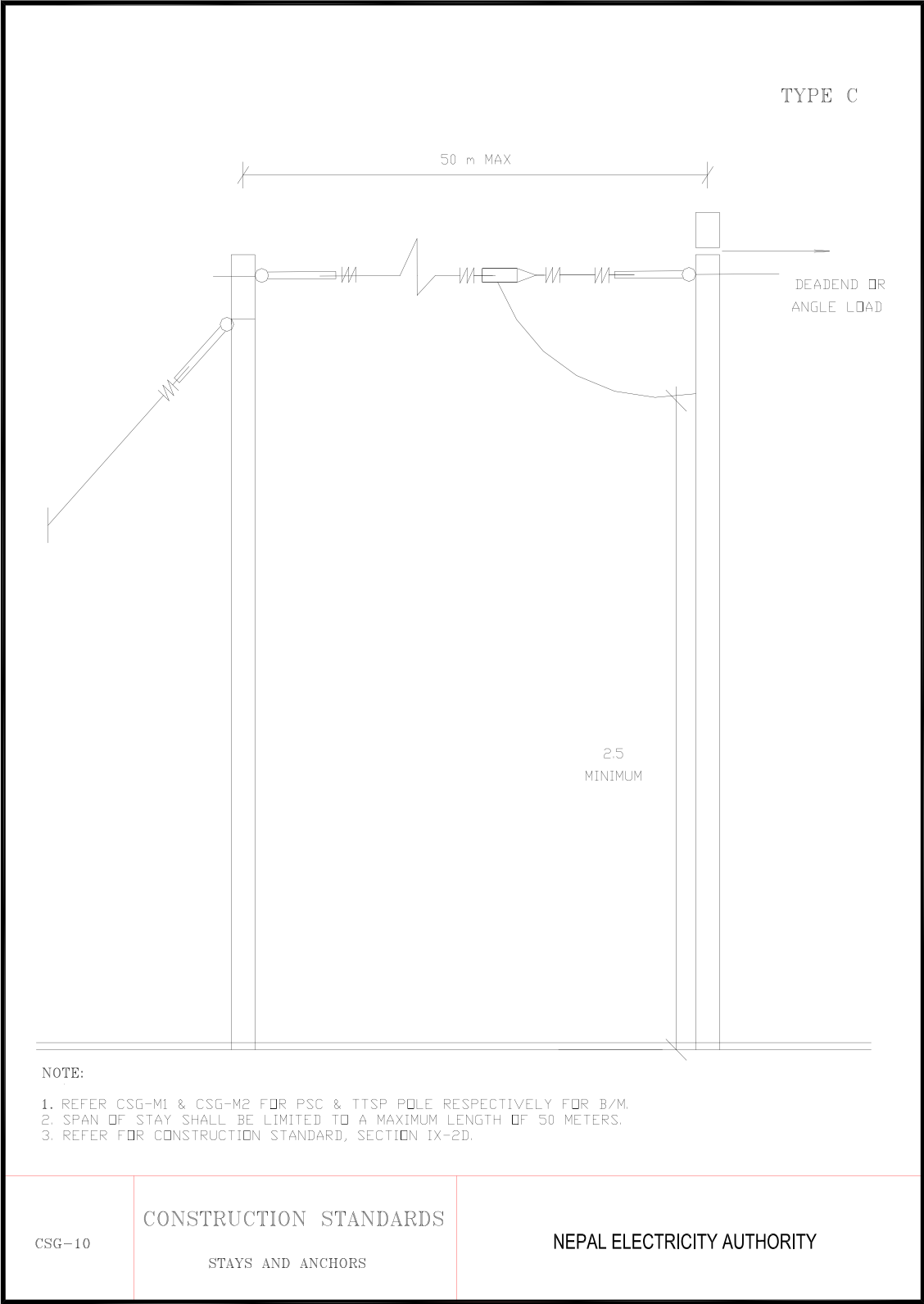
NEPAL ELECTRICITY AUTHORITY



| S.No. | MATERIAL (HT-STAY) | QTY. | UNIT | MATERIAL (LT-STAY) | QTY |
|-------|--|------|------|--|-----|
| 1 | HT STAY SET (600 x 600 MM PLATE AND ROD) | 1 | NOS | LT STAY SET (300 X 300 MM PLATE AND ROD) | 1 |
| 2 | HT TURN BUCKLE | 2 | NOS | LT TURN BUCKLE | 2 |
| 3 | HT THIMBLES | 2 | NOS | LT THIMBLES | 2 |
| 4 | POLE CLAMP(TC6) | 2 | NOS | POLE CLAMP(TC8) | 1 |
| 5 | HT STAY INSULATOR | 2 | NOS | STAY INSULATOR | 2 |
| 6 | PREFORM TIE FOR STAY WIRE 7/8 SWG | 8 | NOS | PREFORM TIE FOR STAY WIRE 7/12 SWG | 8 |
| 7 | 7/8" SWG STAY WIRE | 24 | M | 7/12" SWG STAY WIRE | 20 |
| 8 | HT EYE BOLT | 0 | NOS | LT EYE BOLT | 0 |

**CONSTRUCTION STANDARDS
HT AND LT – DOUBLE STAY**

NEPAL ELECTRICITY AUTHORITY



NOTES

A. PLOT APPROXIMATE GROUND LINE PROFILE UNDER PROPOSED SAY.

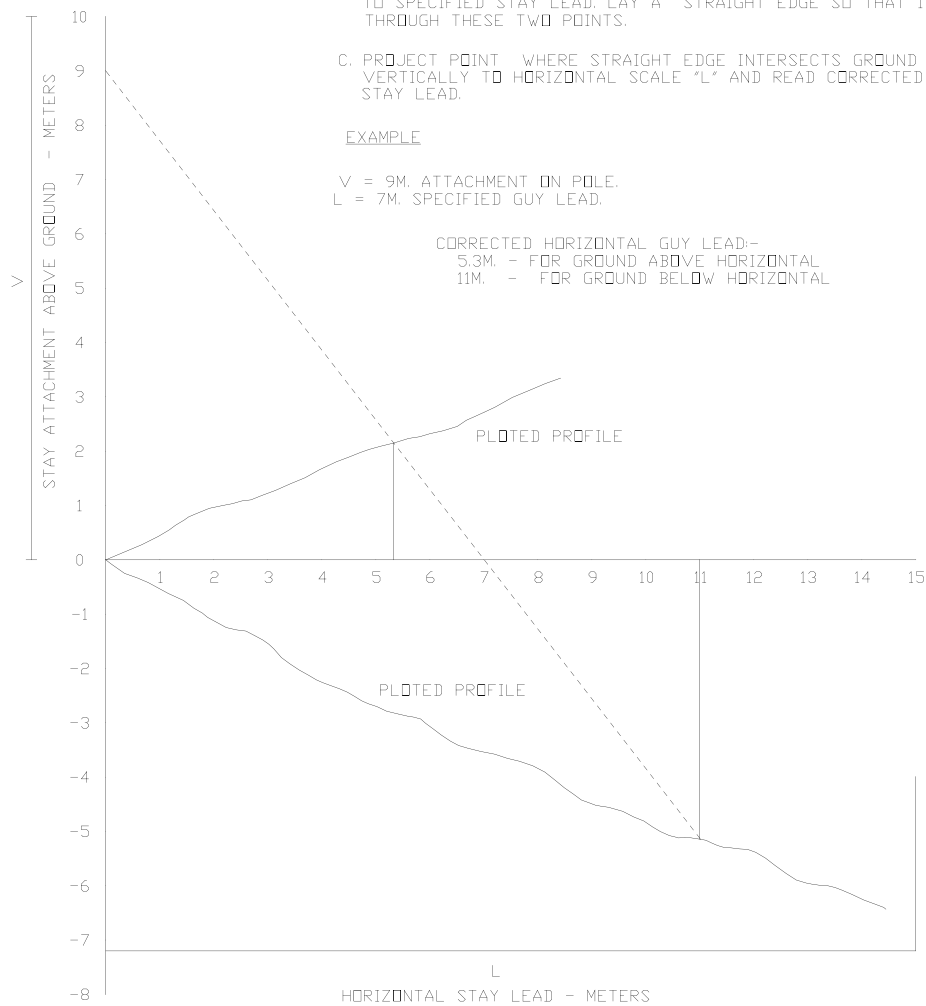
B. SELECT A POINT ON VERTICAL SCALE "V" CORRESPONDING TO GUY ATTACHMENT ON POLE, SELECT A POINT ON HORIZONTAL SCALE "L" CORRESPONDING TO SPECIFIED STAY LEAD. LAY A STRAIGHT EDGE SO THAT IT PASSES THROUGH THESE TWO POINTS.

C. PROJECT POINT WHERE STRAIGHT EDGE INTERSECTS GROUND LINE PROFILE VERTICALLY TO HORIZONTAL SCALE "L" AND READ CORRECTED HORIZONTAL STAY LEAD.

EXAMPLE

V = 9M. ATTACHMENT ON POLE.
L = 7M. SPECIFIED GUY LEAD.

CORRECTED HORIZONTAL GUY LEAD:-
5.3M. - FOR GROUND ABOVE HORIZONTAL
11M. - FOR GROUND BELOW HORIZONTAL



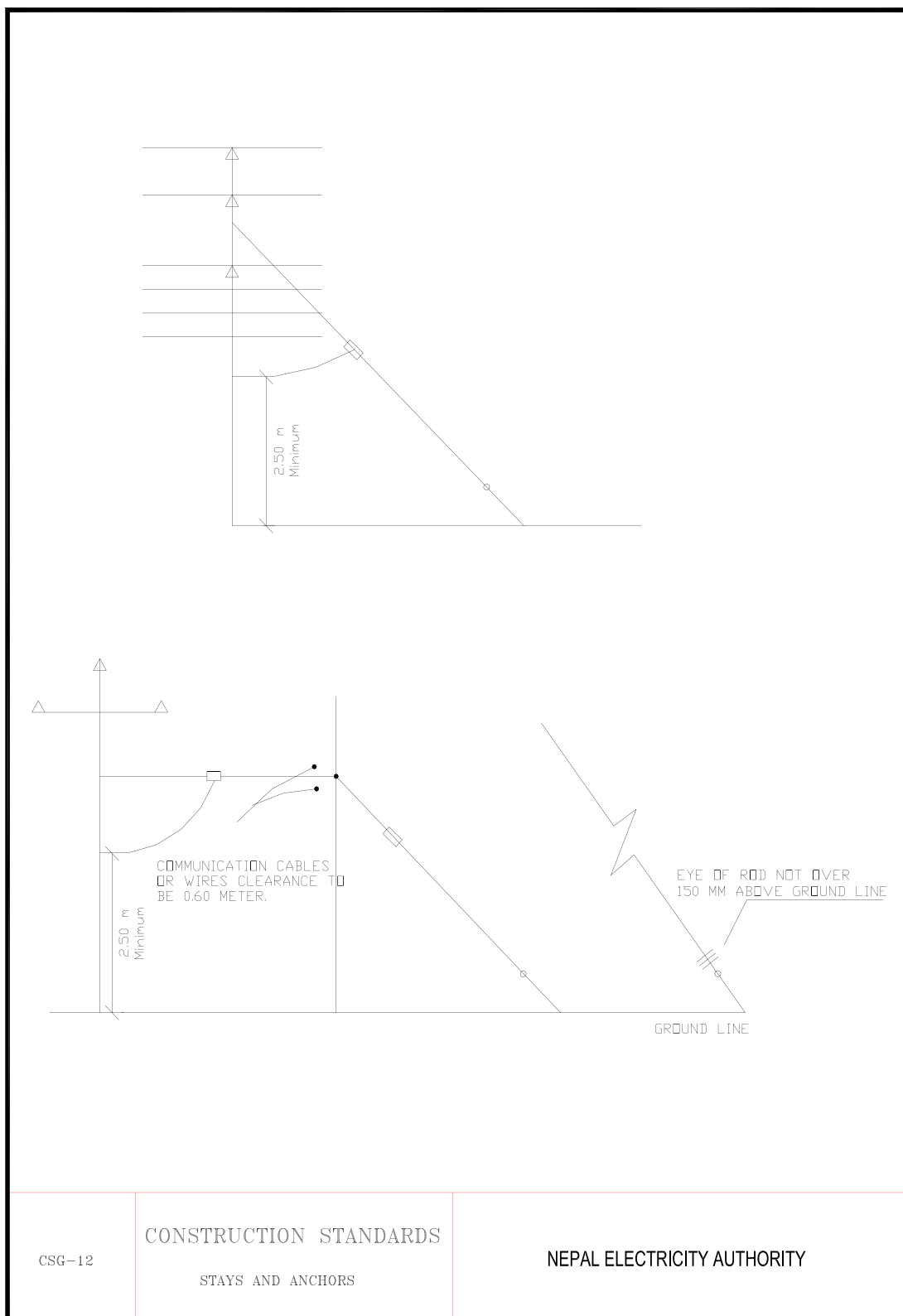
CSG-11

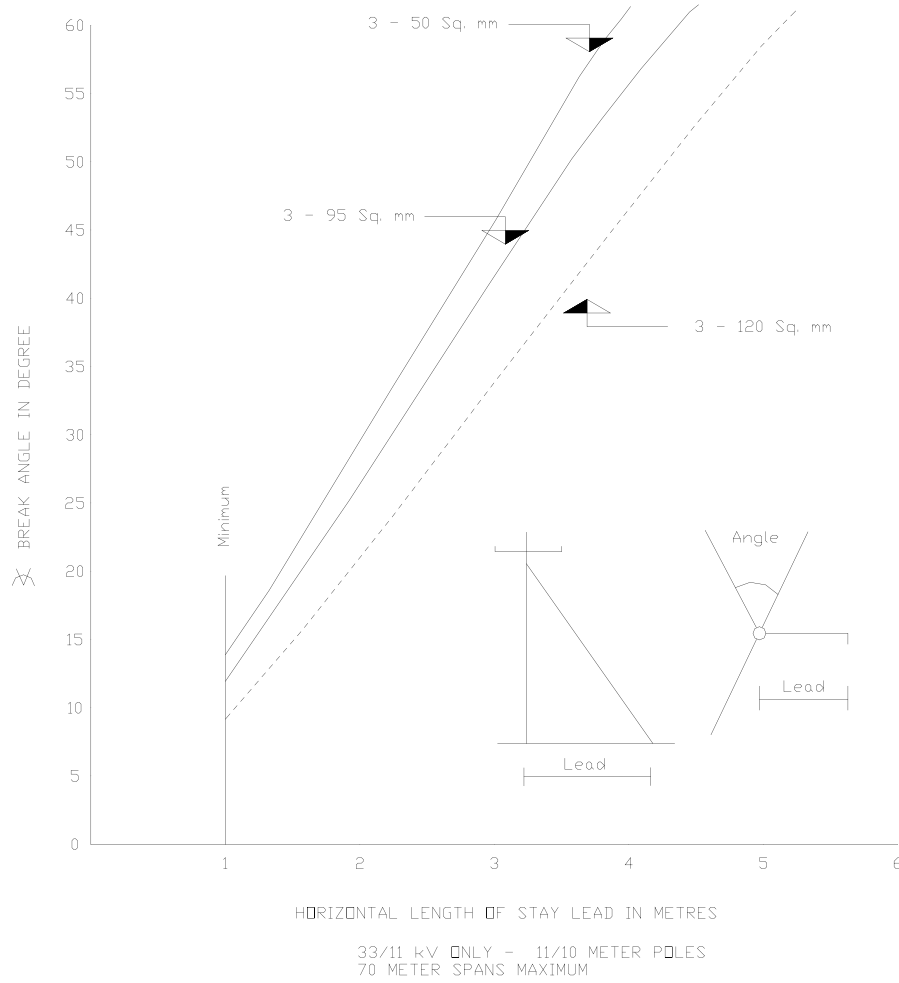
CONSTRUCTION STANDARDS

STAYS AND ANCHORS

NEPAL ELECTRICITY AUTHORITY

| S.No. | MATERIAL (HT-STAY) | QTY. | UNIT | MATERIAL (LT-STAY) | QTY |
|---|--|------|-----------------------------|--|-----|
| 1 | HT STAY SET (600 x 600 MM PLATE AND ROD) | 1 | NOS | LT STAY SET (300 X 300 MM PLATE AND ROD) | 1 |
| 2 | HT TURN BUCKLE | 2 | NOS | LT TURN BUCKLE | 2 |
| 3 | HT THIMBLES | 1 | NOS | LT THIMBLES | 1 |
| 4 | POLE CLAMP(TC6) | 1 | NOS | POLE CLAMP(TC8) | 1 |
| 5 | POLE CLAMP(TC8) | 1 | NOS | | |
| 6 | HT STAY INSULATOR | 2 | NOS | STAY INSULATOR | 2 |
| 7 | PREFORM TIE FOR STAY WIRE 7/8 SWG | 8 | NOS | PREFORM TIE FOR STAY WIRE 7/12 SWG | 8 |
| 8 | 7/8" SWG STAY WIRE | 25 | M | 7/12" SWG STAY WIRE | 20 |
| 9 | HT EYE BOLT | 0 | NOS | LT EYE BOLT | 0 |
| 10 | POLE 11M | 1 | NOS | POLE 9M | 1 |
| CONSTRUCTION STANDARDS HT AND LT – FLYING STAY | | | NEPAL ELECTRICITY AUTHORITY | | |

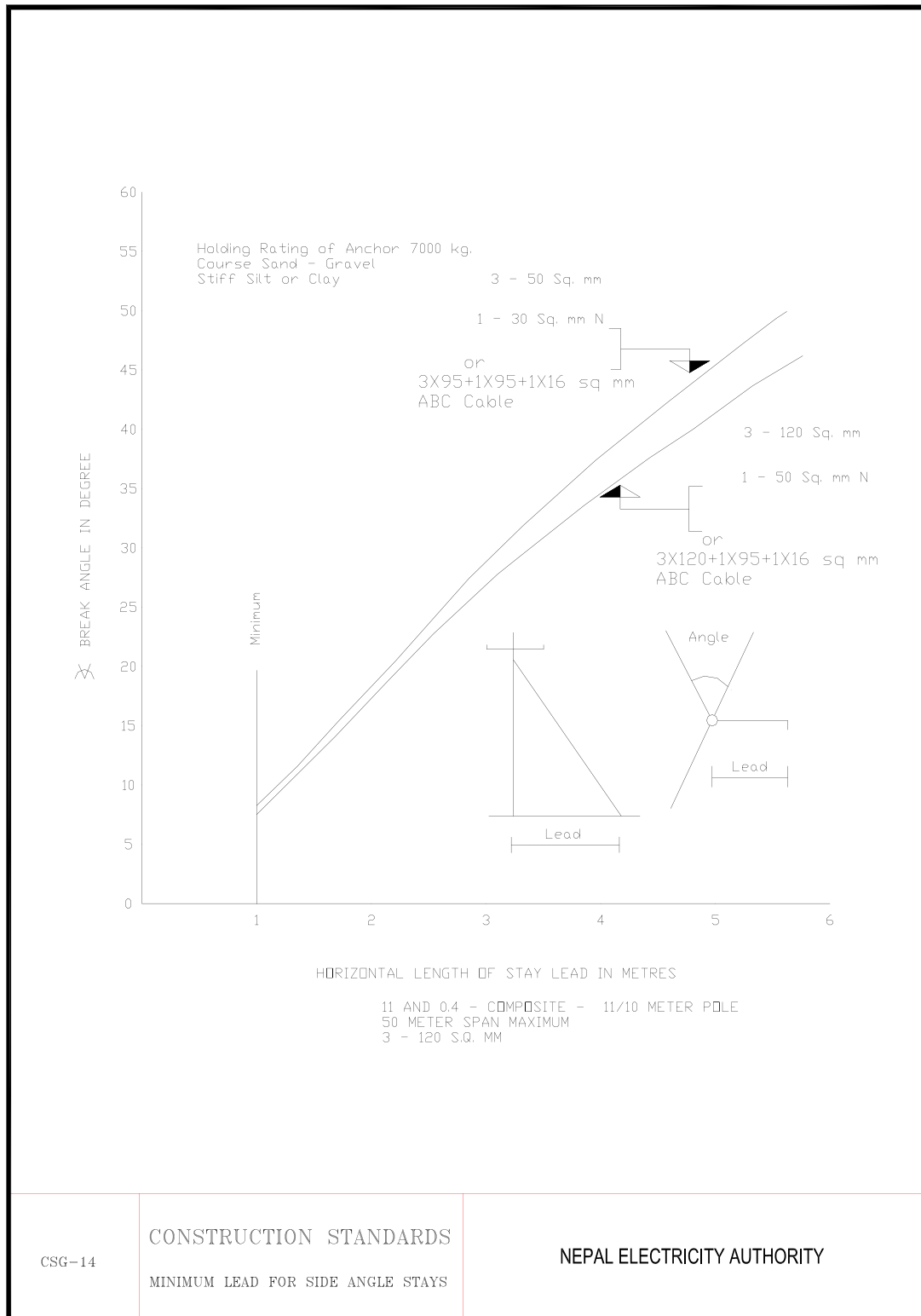


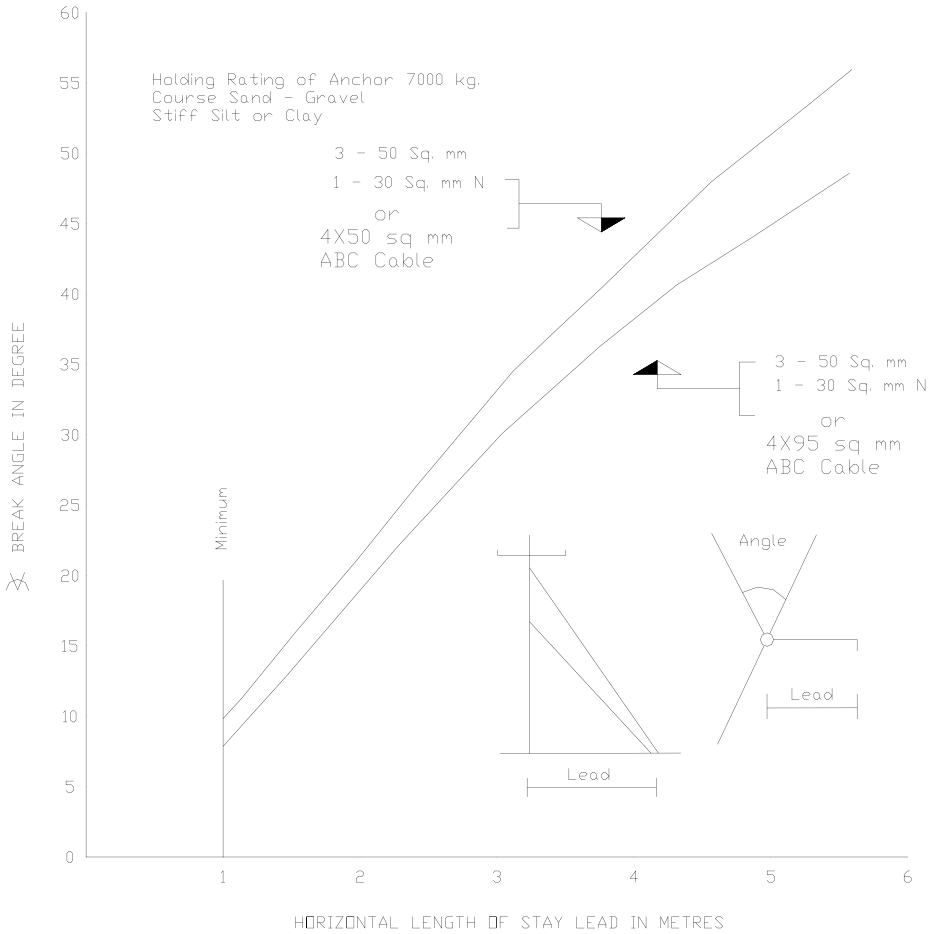


CSG-13

CONSTRUCTION STANDARDS
MINIMUM LEAD FOR SIDE ANGLE STAYS

NEPAL ELECTRICITY AUTHORITY



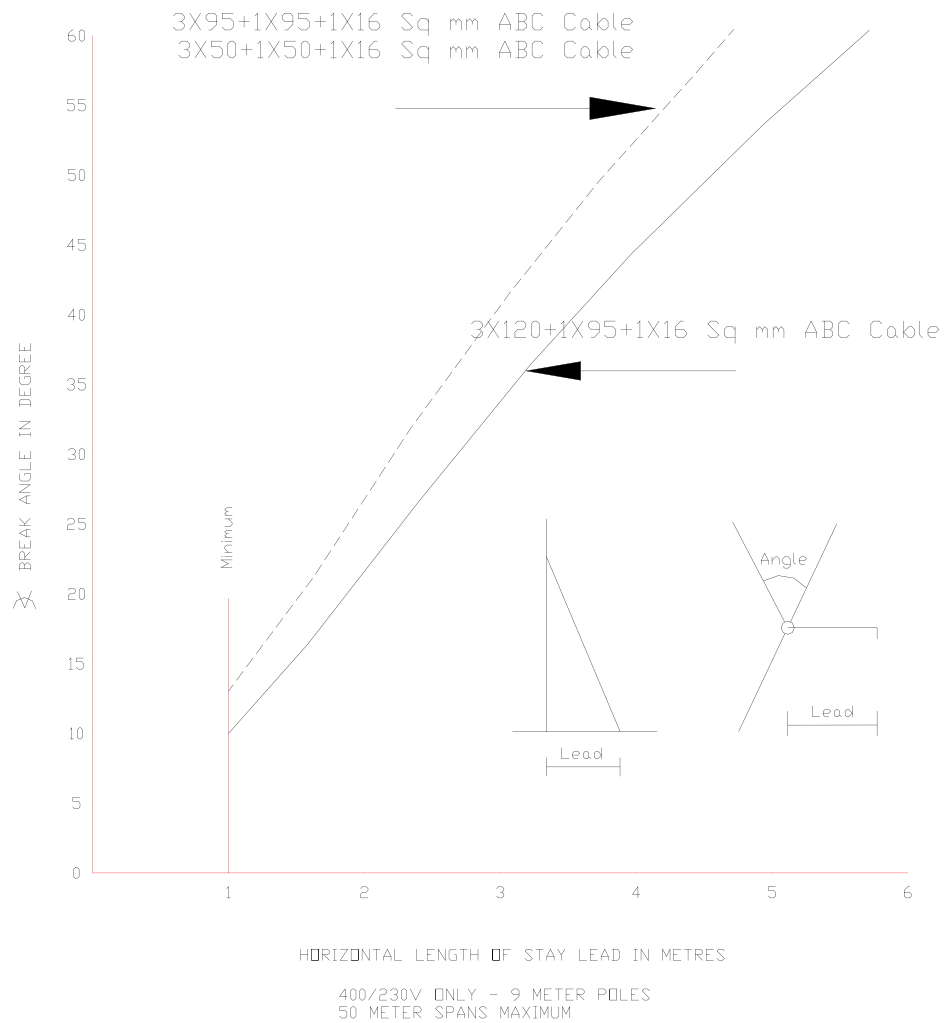


11 AND 0.4 kV -COMPOSITE - 11/10 METER POLE
50 METER SPAN MAXIMUM
3 - 50 S.Q. MM
1 - 30 S.Q. MM

CSG-15

CONSTRUCTION STANDARDS
MINIMUM LEAD FOR SIDE ANGLE STAYS

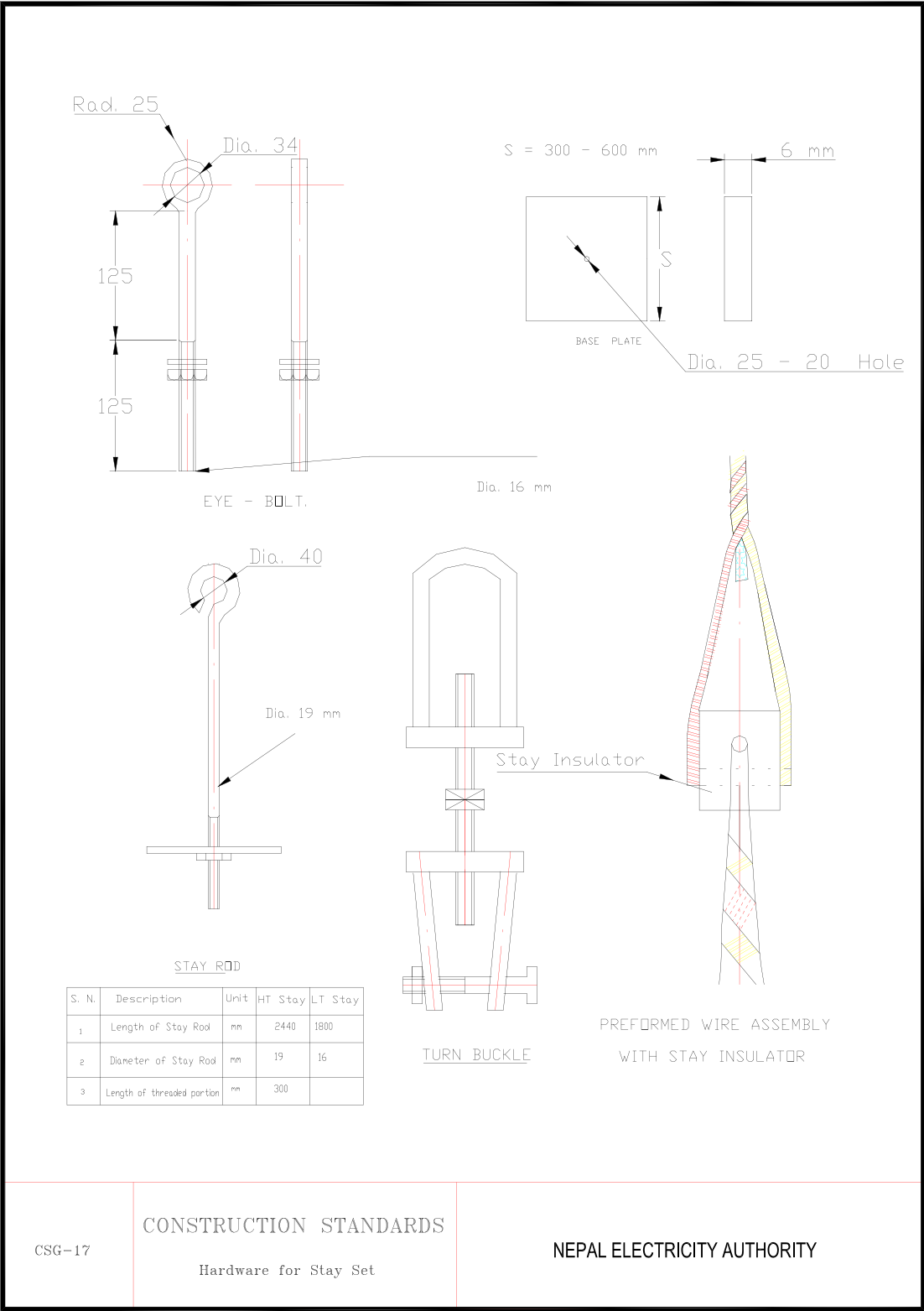
NEPAL ELECTRICITY AUTHORITY

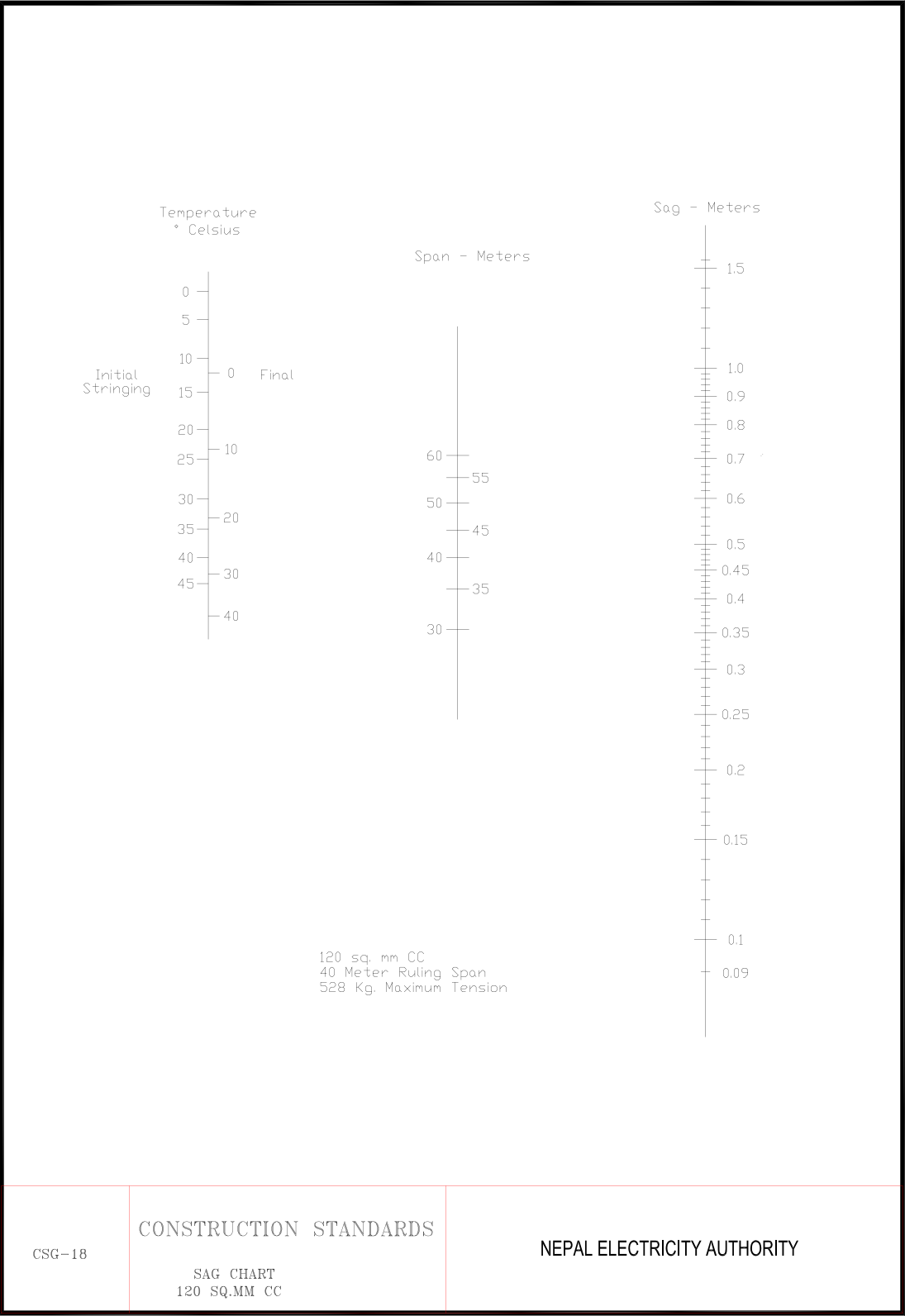



CSG-16

CONSTRUCTION STANDARDS
MINIMUM LEAD FOR SIDE ANGLE STAYS

NEPAL ELECTRICITY AUTHORITY








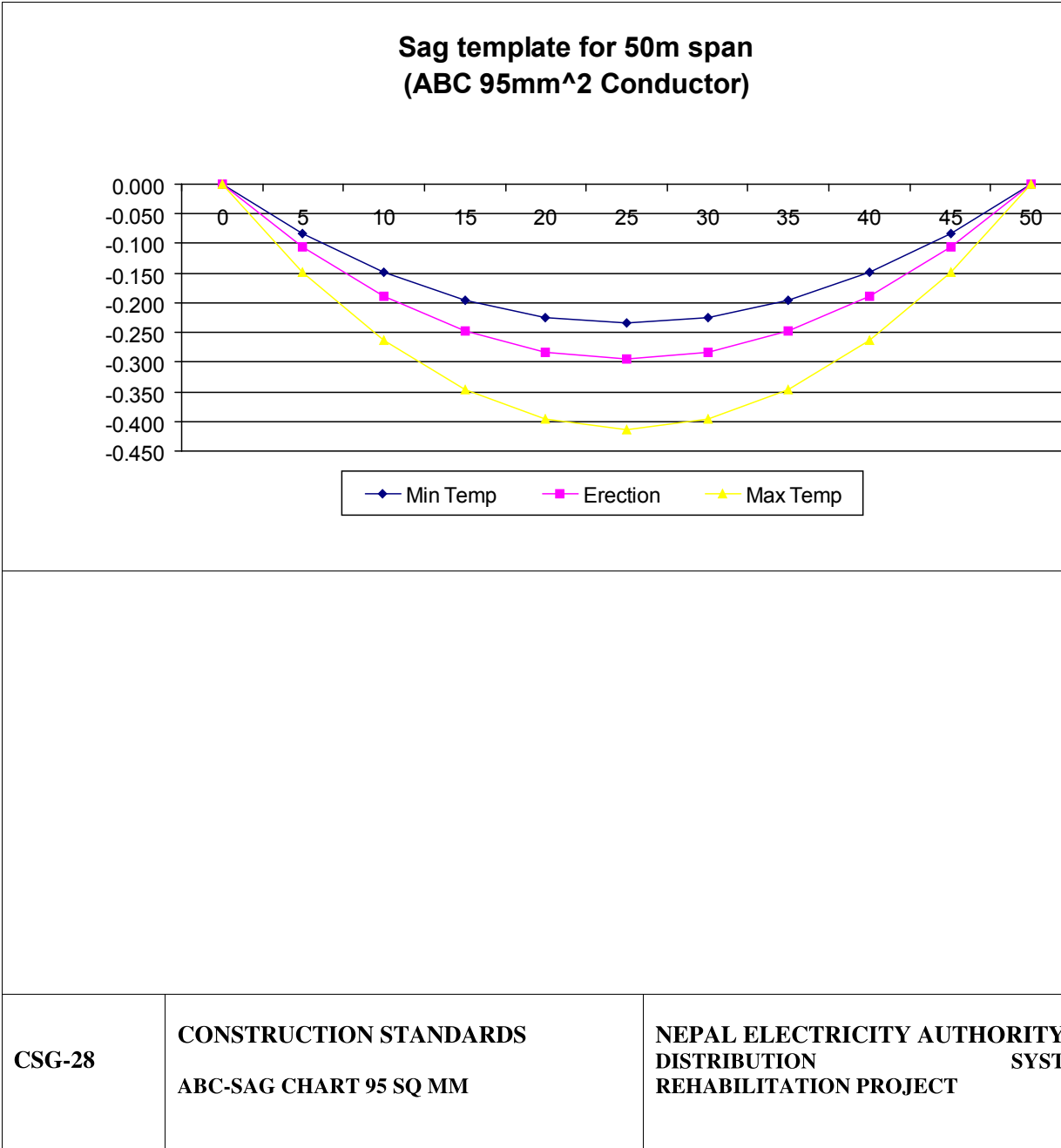
CSG-19

CONSTRUCTION STANDARDS

SAG CHART
120 SQ.MM CC

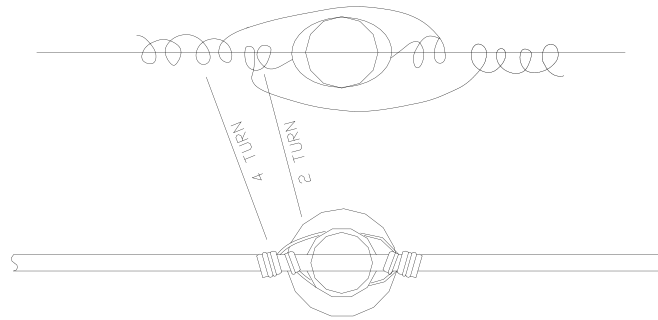
NEPAL ELECTRICITY AUTHORITY



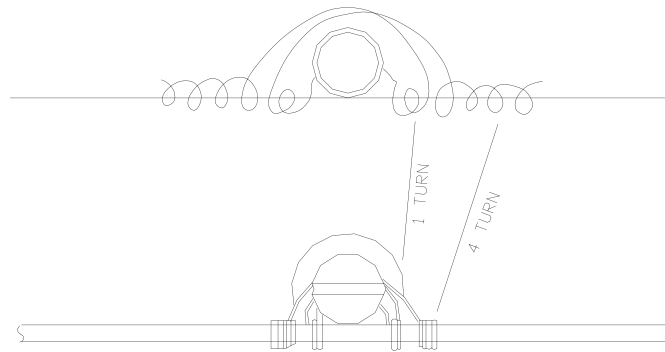


JUMPER TIES

TOP GROOVE



SIDE GROOVE



NOTES

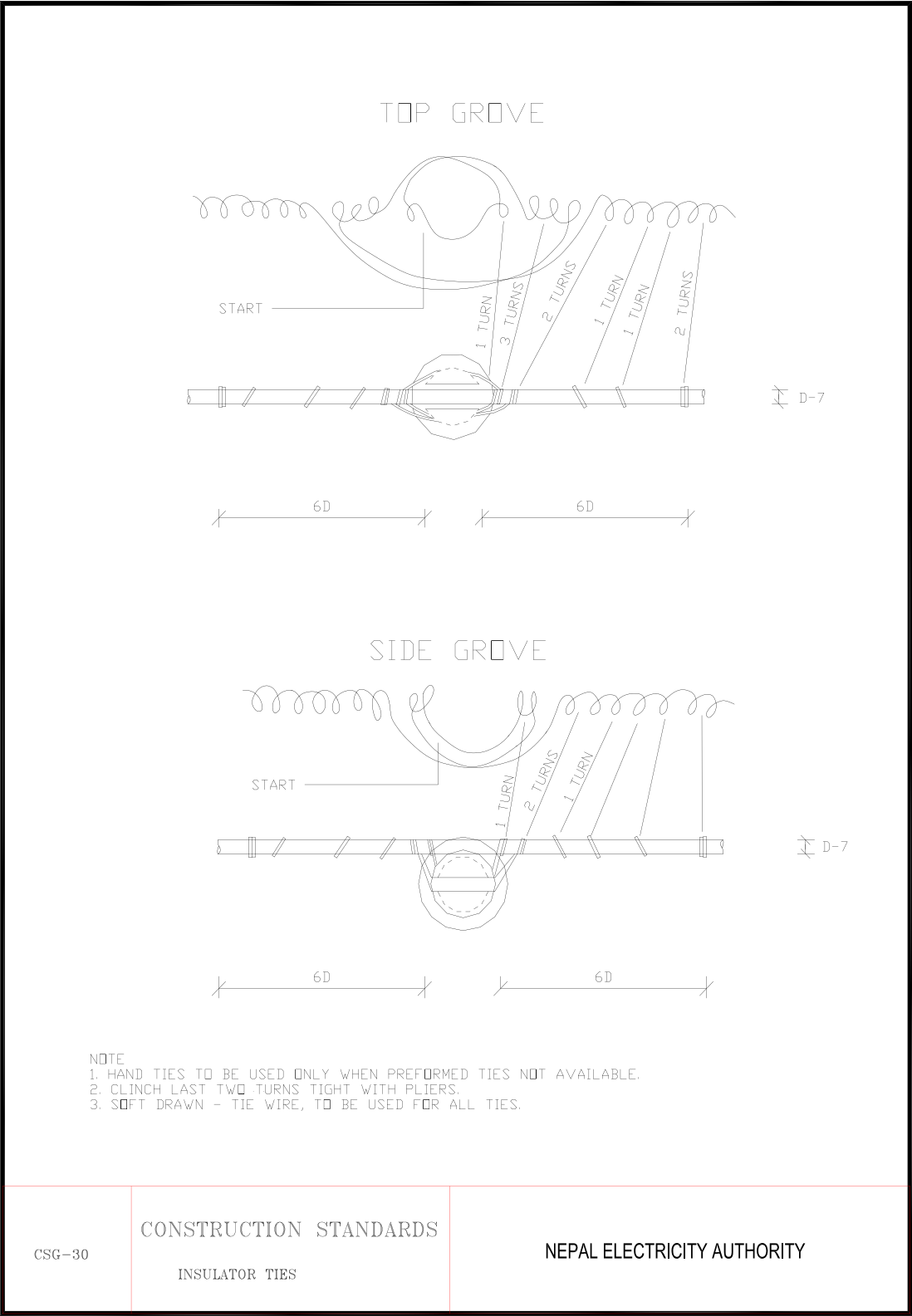
1. TIE WIRE ASSEMBLY SHOULD BE AS TIGHT AS CAN BE WRAPPED.
2. TURNS MAY BE IN EITHER DIRECTION, AS LONG AS ONE-HALF THE TURNS OPPOSE THE OTHER HALF TO PREVENT LOOSENING OF THE TIE.
3. USE ONLY FOR SECURING JUMPERS ON STRUCTURES.

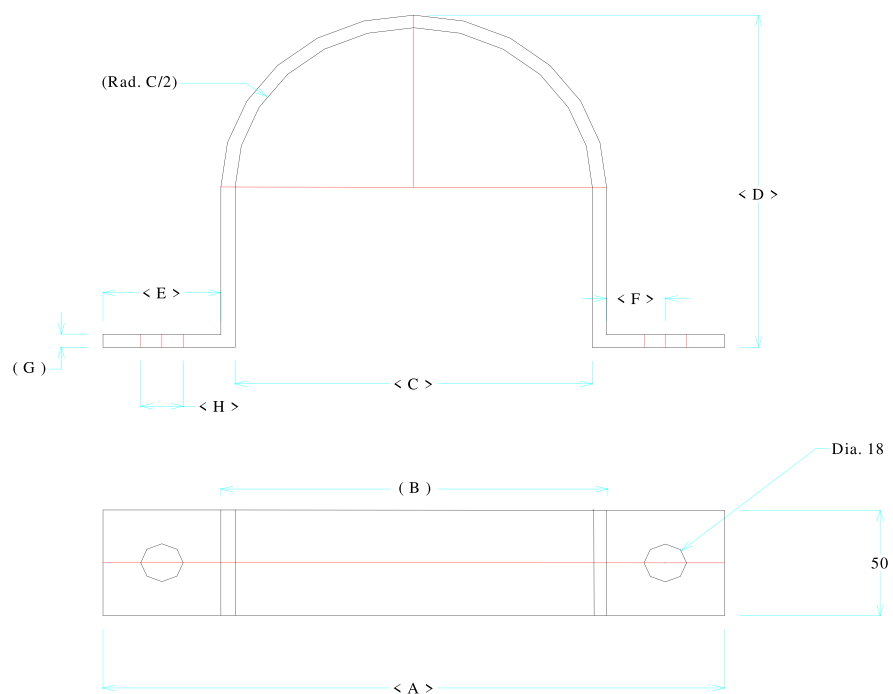
CSG-29

CONSTRUCTION STANDARDS

INSULATOR TIES

NEPAL ELECTRICITY AUTHORITY



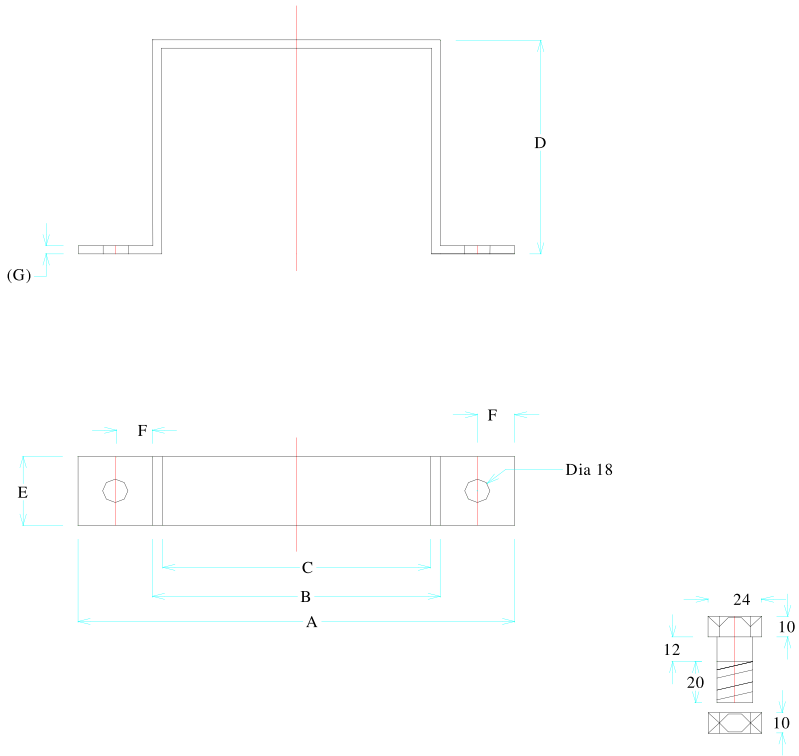


| Type | Unit | A | B | C | D | E | F | G | H | Remarks |
|------|------|-----|-----|-----|-----|----|----|---|----|---------|
| TC1 | mm | 285 | 185 | 173 | 179 | 50 | 25 | 6 | 18 | |
| TC2 | mm | 297 | 197 | 185 | 191 | 50 | 25 | 6 | 18 | |
| TC3 | mm | 307 | 207 | 195 | 201 | 50 | 25 | 6 | 18 | |
| TC7 | mm | 334 | 234 | 222 | 228 | 50 | 25 | 6 | 18 | |
| TC4 | mm | 347 | 247 | 235 | 241 | 50 | 25 | 6 | 18 | |
| TC5 | mm | 397 | 297 | 285 | 291 | 50 | 25 | 6 | 18 | |

Note :- Dimensions are subject to approval prior to manufacture.

NEPAL ELETRICITY AUTHORITY

| | | | | |
|---------------------------|--|-------------|--|--|
| All Dimension in mm | Semicircular Clamp for Tubular pole DWG. 1H | Drawn by | | |
| | | Checked by | | |
| | | Approved by | | |

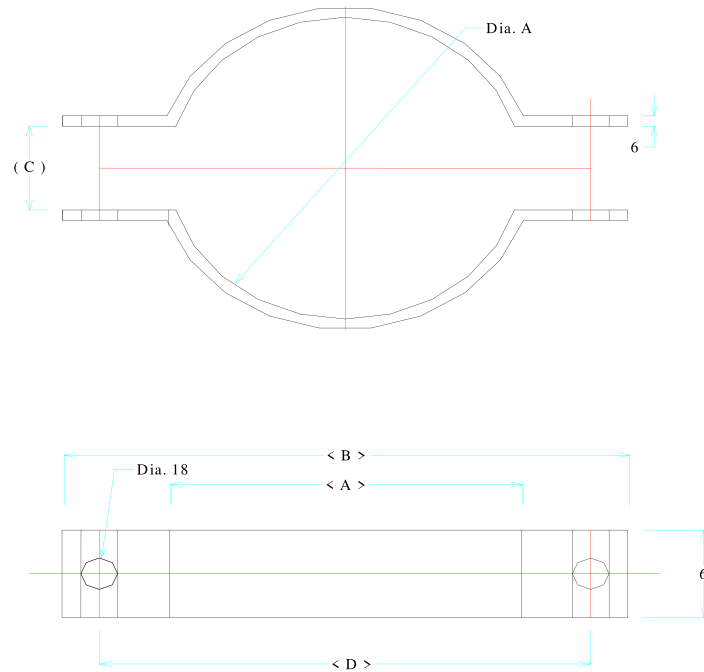


| Type | Unit | A | B | C | D | E | F | G | Remarks |
|------|------|-----|-----|-----|-----|----|----|---|---------|
| PC1 | mm | 295 | 195 | 183 | 150 | 50 | 25 | 6 | |
| PC2 | mm | 306 | 206 | 194 | 150 | 50 | 25 | 6 | |
| PC3 | mm | 262 | 162 | 150 | 204 | 50 | 25 | 6 | |
| PC4 | mm | 316 | 216 | 204 | 150 | 50 | 25 | 6 | |
| PC5 | mm | 354 | 254 | 242 | 150 | 50 | 25 | 6 | |
| PC6 | mm | 402 | 302 | 290 | 150 | 50 | 25 | 6 | |

Note :- Dimensions are subject to approval prior to manufacture.

NEPAL ELETRICITY AUTHORITY

| | | | | |
|---------------------------|---|-------------|--|--|
| All Dimension in mm | Rectangular Clamp for PSC pole DWG. 2H | Drawn by | | |
| | | Checked by | | |
| | | Approved by | | |

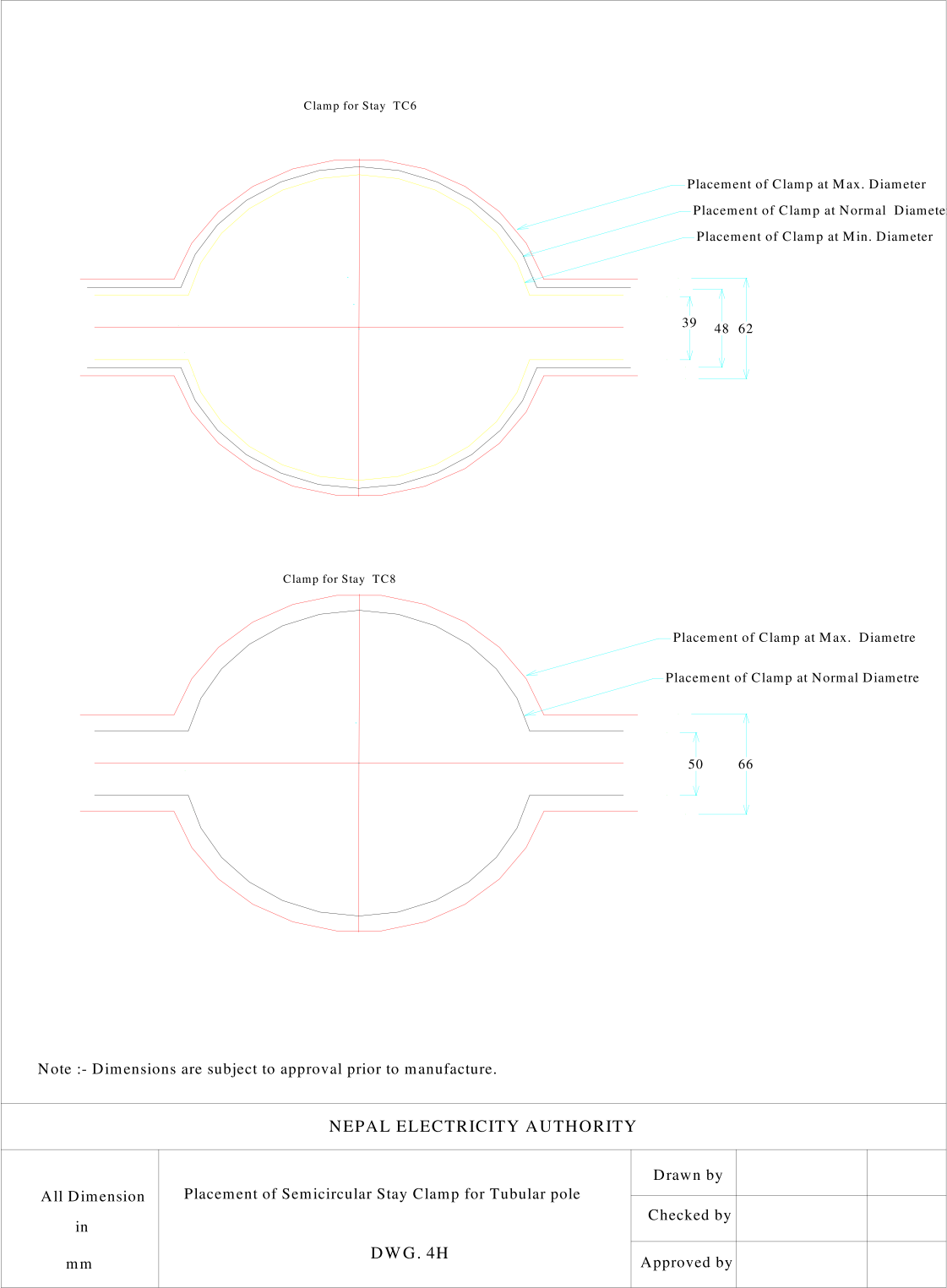


| Type | Unit | A | B | C | D | Remarks |
|------|------|-----|-----|----|-----|---------|
| TC6 | mm | 200 | 302 | 50 | 268 | |
| TC8 | mm | 155 | 257 | 50 | 223 | |

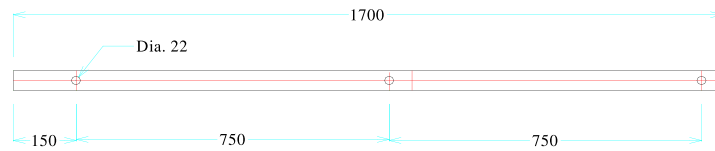
Note :- Dimensions are subject to approval prior to manufacture.

NEPAL ELECTRICITY AUTHORITY

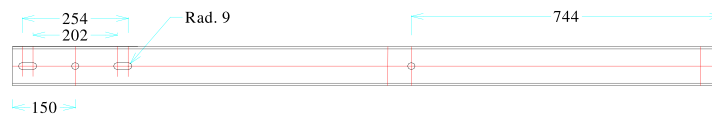
| | | | | |
|---------------------------|---|-------------|--|--|
| All Dimension in mm | Semicircular Stay Clamp for Tubular Pole DWG. 3H | Drawn by | | |
| | | Checked by | | |
| | | Approved by | | |



Off Set Cross Arm for 11 kV (100 x 50 x 6.4 x 1700 mm)

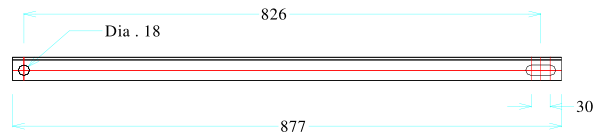


Top View



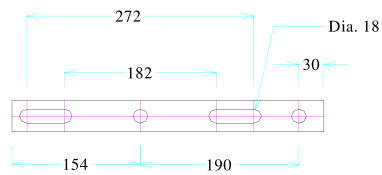
Front View

Bracing Angle For 11kV Off Set
(877 x 40 x 40 x 5 mm)

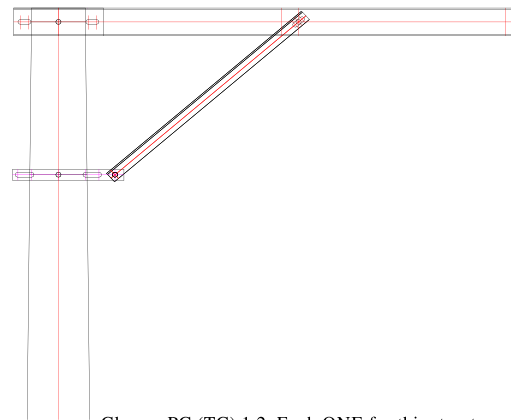


Front View

Flat Brace for 11kV Off Set
(374 x 40 x 6 mm)



Front View




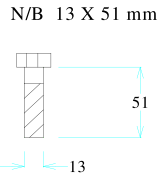
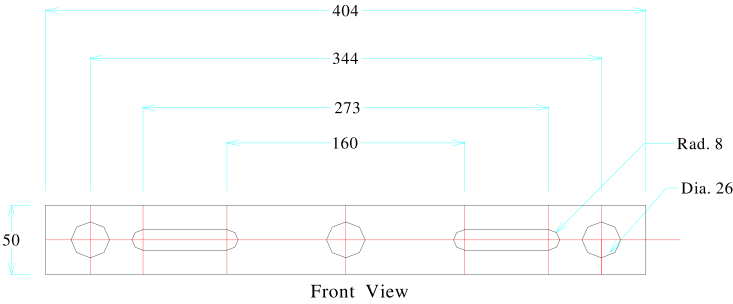
Clamps PC (TC) 1,2 Each ONE for this structure.

Note :- Dimensions are subject to approval prior to manufacture.


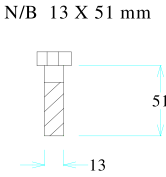
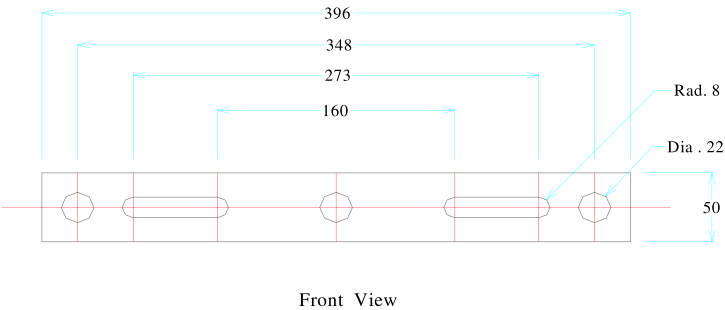
NEPAL ELECTRICITY AUTHORITY

| | | | | |
|---------------------------|---|-------------|--|--|
| All Dimension in mm | Off Set Cross Arm Assembly for 11 kV DWG. 5H | Drawn by | | |
| | | Checked by | | |
| | | Approved by | | |

Strap for 33 kV Pin Insulator String.(404 x 50 x 6 mm)



Strap for 11 kV Pin Insulator String (396 x 50 x 6 mm).




Note :- Dimensions are subject to approval prior to manufacture.


NEPAL ELECTRICITY AUTHORITY

| | | | | |
|---------------------------|---|-------------|--|--|
| All Dimension in mm | Strap for Pin Insulator string (11 kV) DWG. 6H | Drawn by | | |
| | | Checked by | | |
| | | Approved by | | |

Cross Arm Brace for 33 kV (760 x 40 x 6 mm)



Cross Arm Brace for 11 kV (660 x 40 x 6 mm)

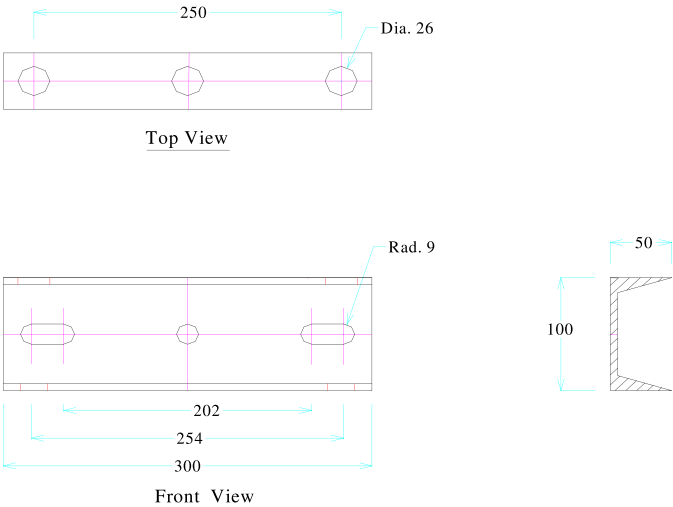


Note :- Dimensions are subject to approval prior to manufacture.

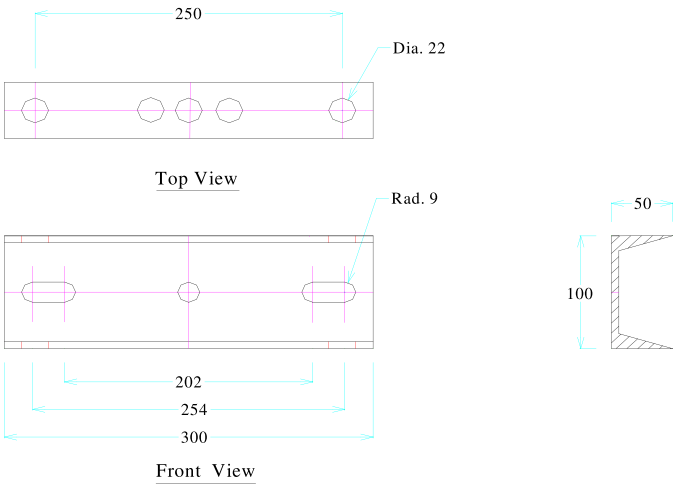
NEPAL ELECTRICITY AUTHORITY

| | | | | |
|---------------------------|---|-------------|--|--|
| All Dimension in mm | Cross Arm Brace for 11 kV. DWG. 7H | Drawn by | | |
| | | Checked by | | |
| | | Approved by | | |

Cross Arm for 33 kV (300 x100 x 50 x 7.5 mm)



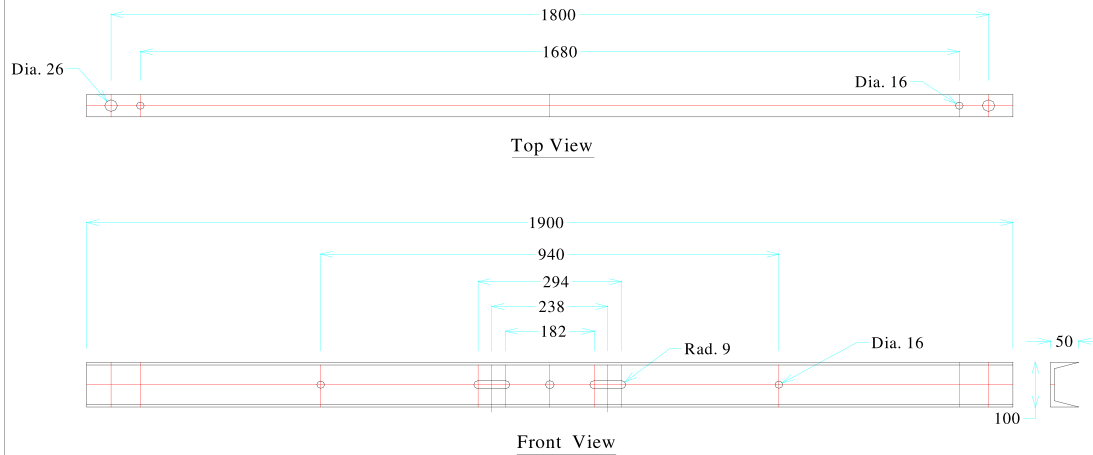
Cross Arm for 11 kV (300 x 100 x 50 x 6.4 mm)



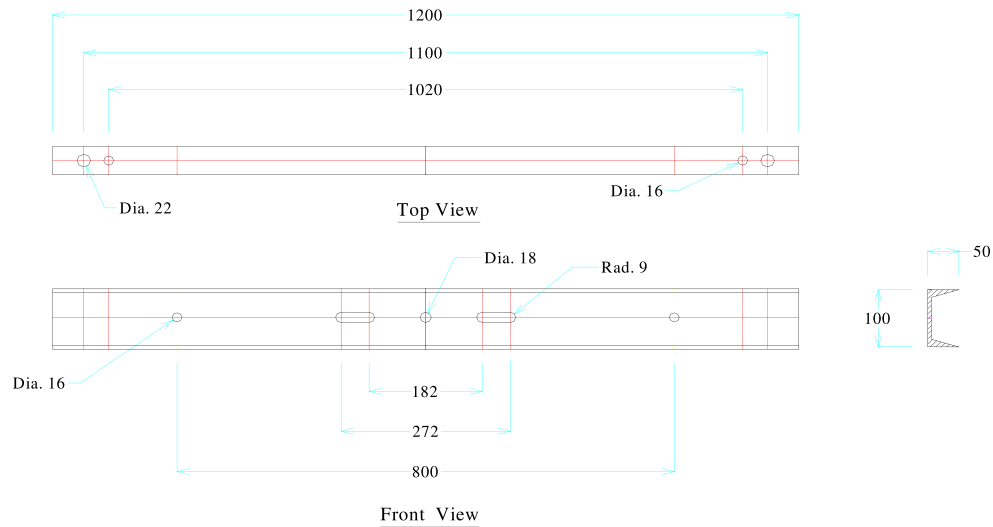
Note :- Dimensions are subject to approval prior to manufacture.

| NEPAL ELECTRICITY AUTHORITY | | | | |
|-----------------------------|--------------------------------------|-------------|--|--|
| All Dimension in mm | Cross Arms for 11 kV. DWG. 8H | Drawn by | | |
| | | Checked by | | |
| | | Approved by | | |

Cross Arm for 33 kV (1900 x 100 x 50 x 7.5 mm)



Cross Arm for 11 kV (1200 x 100 x 50 x 6.4 mm)

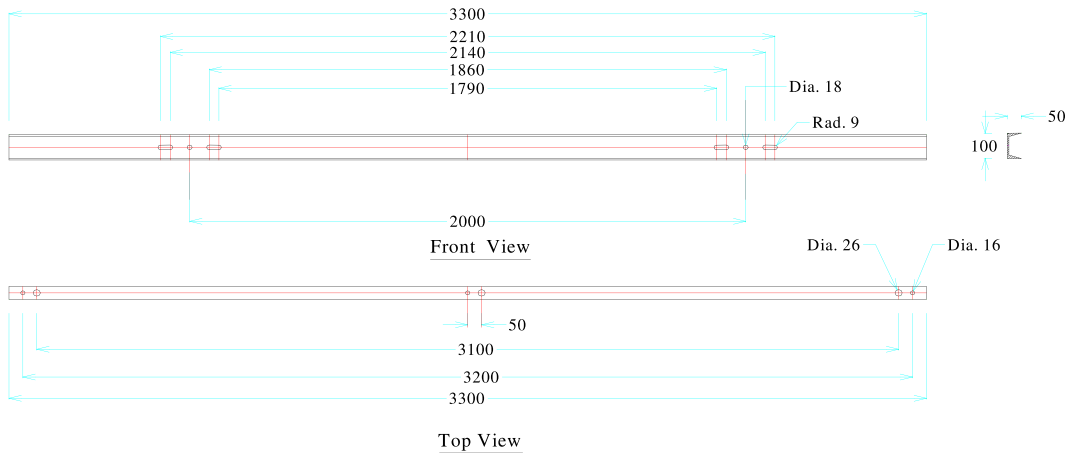


Note :- Dimensions are subject to approval prior to manufacture.


NEPAL ELECTRICITY AUTHORITY

| | | | | |
|---------------------------|--------------------------------------|-------------|--|--|
| All Dimension in mm | Cross Arms for 11 kV. DWG. 9H | Drawn by | | |
| | | Checked by | | |
| | | Approved by | | |

Cross Arm for 33 kV H-Pole (3300 x 100 x 50 x 7.5 mm)



Cross Arm for 11 kV H-Pole (2390 x 100 x 50 x 6.4 mm)




Note :- Dimensions are subject to approval prior to manufacture.


NEPAL ELECTRICITY AUTHORITY

| | | | | |
|---------------------------|--|-------------|--|--|
| All Dimension in mm | Cross Arms for 11 kV H - Pole Structure. DWG. 10H | Drawn by | | |
| | | Checked by | | |
| | | Approved by | | |

Bracing Angle for 11 kV H-Pole (2071 x 40 x 40 x 5 mm)



Bracing Angle for 11 kV H-Pole (2719 x 40 x 40 x 5 mm)




Note :- Dimensions are subject to approval prior to manufacture.

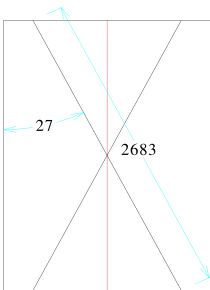
NEPAL ELECTRICITY AUTHORITY

| | | | | |
|---------------------------|---|-------------|--|--|
| All Dimension in mm | 11 kV Angle Bracing for H - Pole Structure. DWG. 11H | Drawn by | | |
| | | Checked by | | |
| | | Approved by | | |

11 kV H- Pole Cross Bracing



Front View

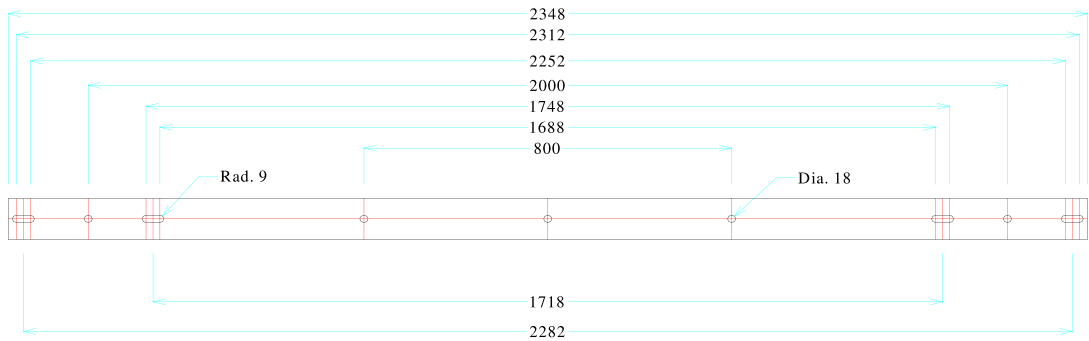


Note :- Dimensions are subject to approval prior to manufacture.

NEPAL ELECTRICITY AUTHORITY

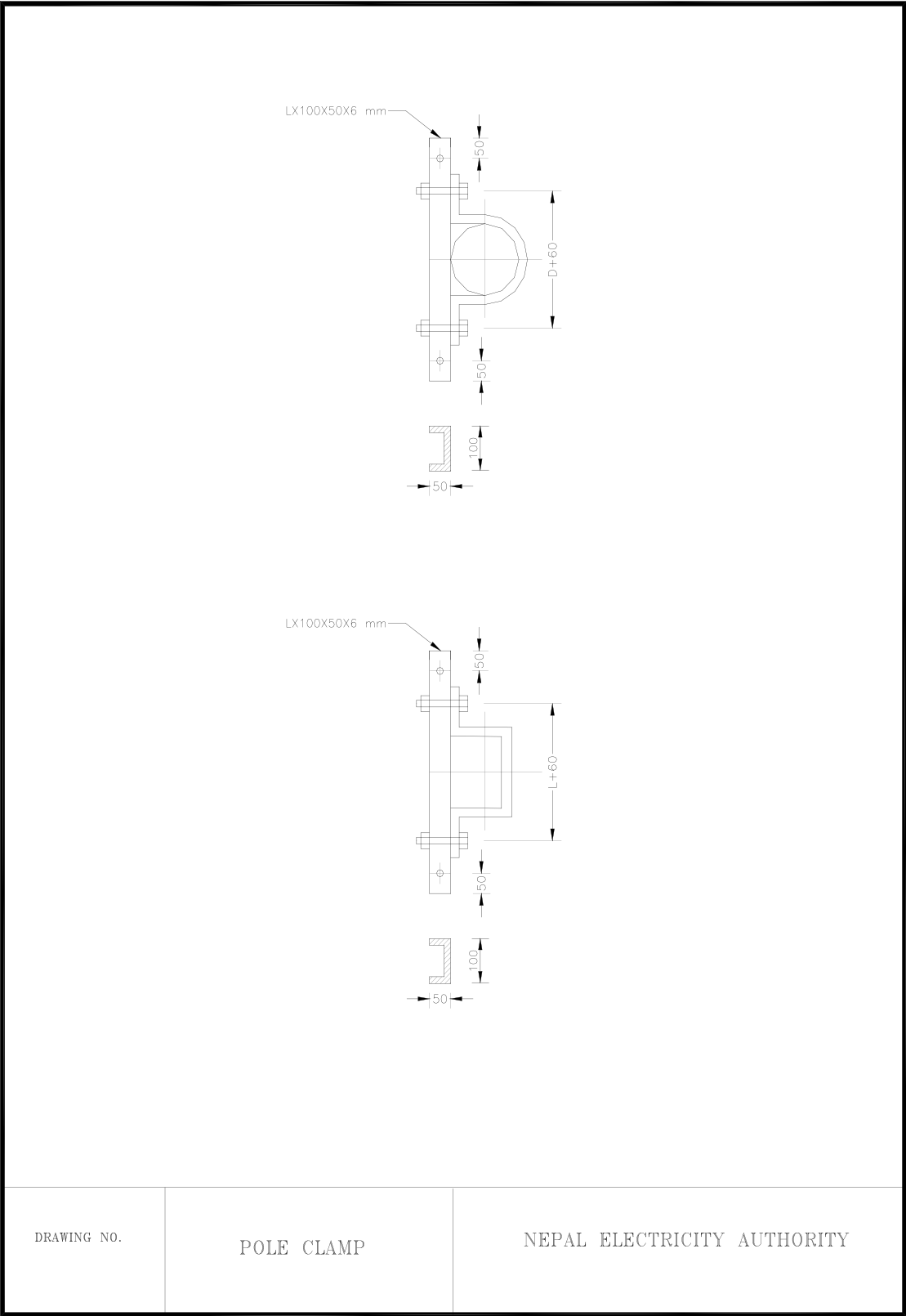
| | | | | |
|---------------------------|--|-------------|--|--|
| All Dimension in mm | 11 kV Angle Bracing Assembly for H - Pole Structure. DWG. 12H | Drawn by | | |
| | | Checked by | | |
| | | Approved by | | |

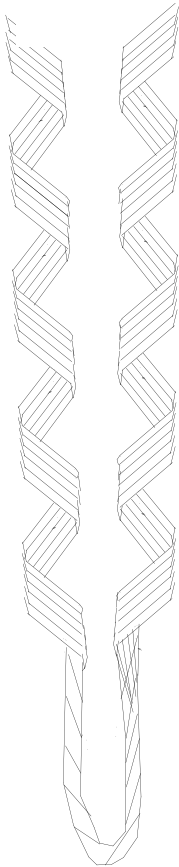
Cross Arm For LA and DO (100 x 50 x 6.4 x 2348 mm)



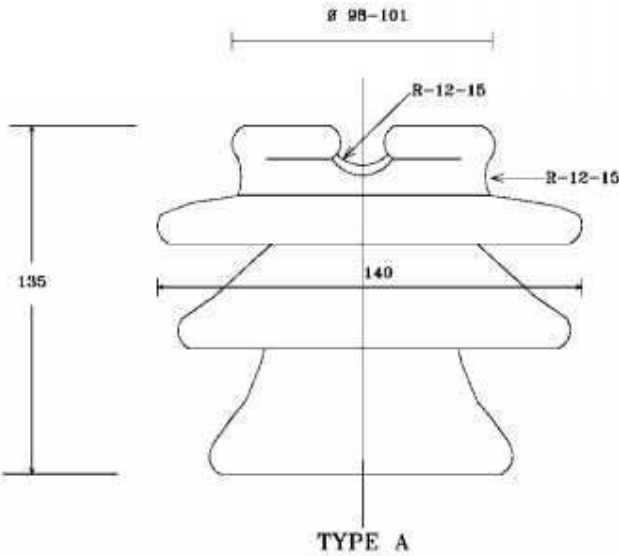
Note :- Dimensions are subject to approval prior to manufacture.

| NEPAL ELECTRICITY AUTHORITY | | | | |
|-----------------------------|--|-------------|--|--|
| All Dimension in mm | Cross Arm For LA and DO 100 x 50 x 6.4 x 2348 mm DWG. 15H | Drawn by | | |
| | | Checked by | | |
| | | Approved by | | |





| | | |
|-------------|-------------------------|-----------------------------|
| DRAWING NO. | PREFORMED WIRE PRODUCTS | NEPAL ELECTRICITY AUTHORITY |
|-------------|-------------------------|-----------------------------|



Applicable Standard IS : 731

| | | |
|-----------------------|---------------------|-----------------------------|
| Drawing CS11-LM-01 | 11 kV Pin Insulator | NEPAL ELECTRICITY AUTHORITY |
|-----------------------|---------------------|-----------------------------|

